

 **ilerilift**

# PRODUCT CATALOG


[www.ilerilift.com](http://www.ilerilift.com)




# INDEX

|             |       |    |
|-------------|-------|----|
| 2015        | ----- | 4  |
| 2018        | ----- | 5  |
| 2035        | ----- | 6  |
| 5734 - 5735 | ----- | 7  |
| 5934 - 5935 | ----- | 8  |
| 3000        | ----- | 9  |
| 3035        | ----- | 10 |
| 3415 - 3429 | ----- | 11 |
| 3434 - 3435 | ----- | 12 |
| 3515 - 3518 | ----- | 13 |
| 3529        | ----- | 14 |
| 3531        | ----- | 15 |
| 3534        | ----- | 16 |
| 3601 - 3606 | ----- | 17 |
| 3615        | ----- | 18 |
| 3634        | ----- | 19 |
| 3715 - 3729 | ----- | 21 |
| 3731        | ----- | 22 |
| 3733        | ----- | 23 |
| 3734 - 3735 | ----- | 24 |
| 4001        | ----- | 25 |
| 4015        | ----- | 26 |
| 4115 - 4129 | ----- | 27 |
| 5015        | ----- | 28 |
| 5029        | ----- | 29 |
| 5034        | ----- | 30 |
| 5115 - 5129 | ----- | 31 |
| 5134        | ----- | 32 |
| 5215-5229   | ----- | 33 |
| 5234 - 5235 | ----- | 34 |
| 5315        | ----- | 35 |
| 5535        | ----- | 36 |
| 5615        | ----- | 37 |



 ilerigroup

 ilerigroup

 ilerilift

**Bizi Sosyal Medya Hesaplarımızdan Takip Edebilirsiniz**

*You Can Follow Us On Our Social Media Accounts*




## KAT KASETİ LANDING OPERATING PANEL

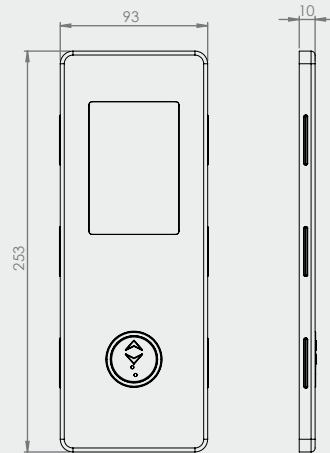


## TEKNİK ÖZELLİKLER / TECHNICAL FEATURE

|  |   |            |
|--|---|------------|
| ● Ön Panel <i>Front Panel</i>  | Satine Paslanmaz <i>Stainless Steel</i> |            |
| ● Sinyalizasyon <i>Signalization</i>   | 24V                                     |            |
| ● Aydınlatma <i>Illumination</i>   | LED                                     |            |
| ● Ölçüler <i>Dimensions</i>  | 25 X 9 X 1 cm                           |            |
| ● Montaj Şekli <i>Type of Mounting</i>   | Sıva Üstü <i>Surface Mounted</i>        |            |
| ● LED rengi <i>Colour Of LED</i>   |   |            |
| ● Ekran Seçenekleri <i>Display Options</i>   | 7 SEGMENT                               | DOT-MATRIX |
|  |   |            |
| ● Seri ve Paralel Tesisata Uygun <i>Suitable for Serial and Parallel Installation</i>                          |   |            |
| ● Çeşitli Paslanmaz Çelikli Alternatifleri Mevcut <i>Various Stainless Steel Alternatives Available</i>        |   |            |
| ● İstenilen Markalama yapılabilir (Serigraf - CNC vd.) <i>Desired Marking can be done (Serigraf - CNC vd.)</i> |   |            |
| ● EN 81-20 EN 81-70  |   |            |



2015




## KAT KASETİ LANDING OPERATING PANEL

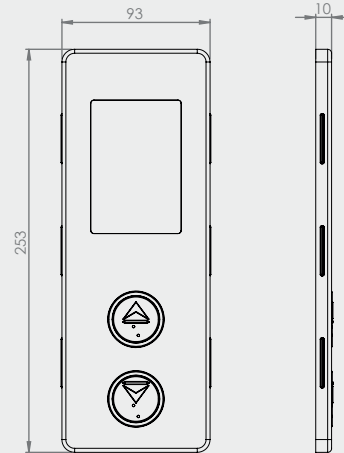


## TEKNİK ÖZELLİKLER / TECHNICAL FEATURE

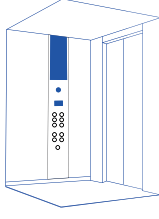
|  |   |
|--|---|
| ● Ön Panel <i>Front Panel</i>  | Satine Paslanmaz <i>Stainless Steel</i> |
| ● Sinyalizasyon <i>Signalization</i>   | 24V                                     |
| ● Aydınlatma <i>Illumination</i>   | LED                                     |
| ● Ölçüler <i>Dimensions</i>  | 25 X 9 X 1 cm                           |
| ● Montaj Şekli <i>Type of Mounting</i>   | Sıva Üstü <i>Surface Mounted</i>        |
| ● LED rengi <i>Colour Of LED</i>   |   |
| ● Ekran Seçenekleri <i>Display Options</i>   | 7 SEGMENT  DOT-MATRIX                   |
| ● Seri ve Paralel Tesisata Uygun <i>Suitable for Serial and Parallel Installation</i>                          |   |
| ● Çeşitli Paslanmaz Çelikli Alternatifleri Mevcut <i>Various Stainless Steel Alternatives Available</i>        |   |
| ● İstenilen Markalama yapılabilir (Serigraf - CNC vd.) <i>Desired Marking can be done (Serigraf - CNC vd.)</i> |   |
| ● EN 81-20 EN 81-70  |   |



2018



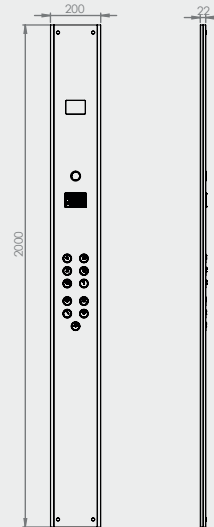
## KABİN KASETİ CAR OPERATING PANEL



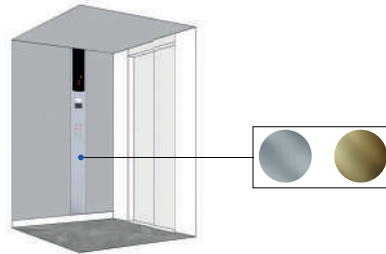
## TEKNİK ÖZELLİKLER / TECHNICAL FEATURE

|  |   |            |     |
|--|---|------------|-----|
| ● Ön Panel <i>Front Panel</i>  | Satine Paslanmaz <i>Stainless Steel</i> |            |     |
| ● Sinyalizasyon <i>Signalization</i>   | 24V                                     |            |     |
| ● Aydınlatma <i>Illumination</i>   | LED                                     |            |     |
| ● Ölçüler <i>Dimensions</i>  | 200 X 20 X 2.2 cm                       |            |     |
| ● Montaj Şekli <i>Type of Mounting</i>   | Sıva Üstü <i>Surface Mounted</i>        |            |     |
| ● LED rengi <i>Colour Of LED</i>   |   |            |     |
| ● Ekran Seçenekleri <i>Display Options</i>   | 7 SEGMENT                               | DOT-MATRIX | LCD |
|  |   |            |     |
| ● Seri ve Paralel Tesisata Uygun <i>Suitable for Serial and Parallel Installation</i>                                |   |            |     |
| ● Çeşitli Paslanmaz Çelikli Alternatifleri Mevcut <i>Various Stainless Steel Alternatives Available</i>              |   |            |     |
| ● İstenilen Markalama yapılabilmektedir (Serigraf - CNC vd.) <i>Desired Marking can be done (Serigraf - CNC vd.)</i> |   |            |     |
| ● EN 81-20 EN 81-70  |   |            |     |

2035



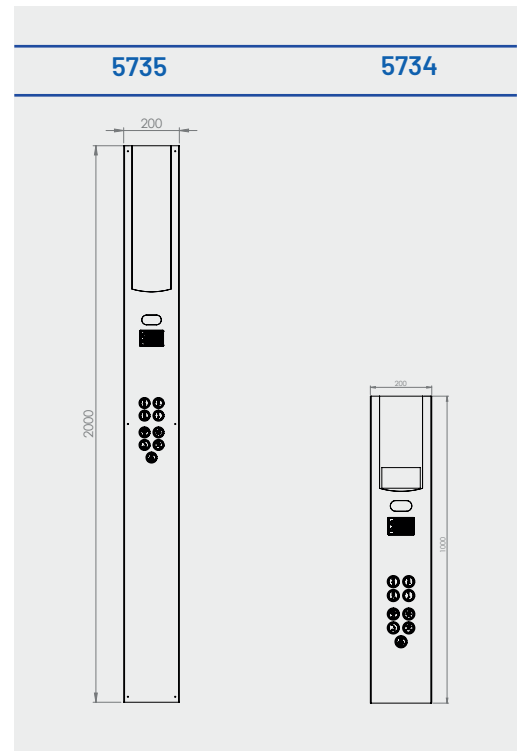
## KABİN KASETİ CAR OPERATING PANEL




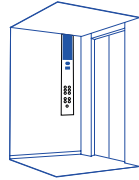
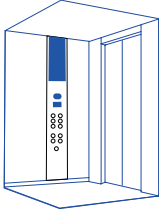
## TEKNİK ÖZELLİKLER / TECHNICAL FEATURE

|  |   |
|--|---|
| ● Ön Panel <i>Front Panel</i>  | Satine Paslanmaz-Pleksli <i>Stainless Steel - Plexy</i> |
| ● Sinyalizasyon <i>Signalization</i>   | 24V   |
| ● Aydınlatma <i>Illumination</i>   | LED   |
| ● Ölçüler <i>Dimensions</i>  | 200 X 20 X 2.6 cm    100 X 20 X 2.6 cm                  |
| ● Montaj Şekli <i>Type of Mounting</i>   | Sıva Üstü <i>Surface Mounted</i>                        |
| ● LED rengi <i>Colour Of LED</i>   |   |
| ● Ekran Seçenekleri <i>Display Options</i>   | 7 SEGMENT    DOT-MATRIX    LCD                          |
|  |   |
| ● Seri ve Paralel Tesisata Uygun <i>Suitable for Serial and Parallel Installation</i>  |   |
| ● Çeşitli Paslanmaz Çelikli Alternatifleri Mevcut <i>Various Stainless Steel Alternatives Available</i>                        |   |
| ● İstenilen Markalama yapılabilmektedir <i>(Serigraf - CNC vd.)</i><br><i>Desired Marking can be done (Serigraf - CNC vd.)</i> |   |
| ● EN 81-20 EN 81-70  |   |







## Teknik Çizim Technical Drawing



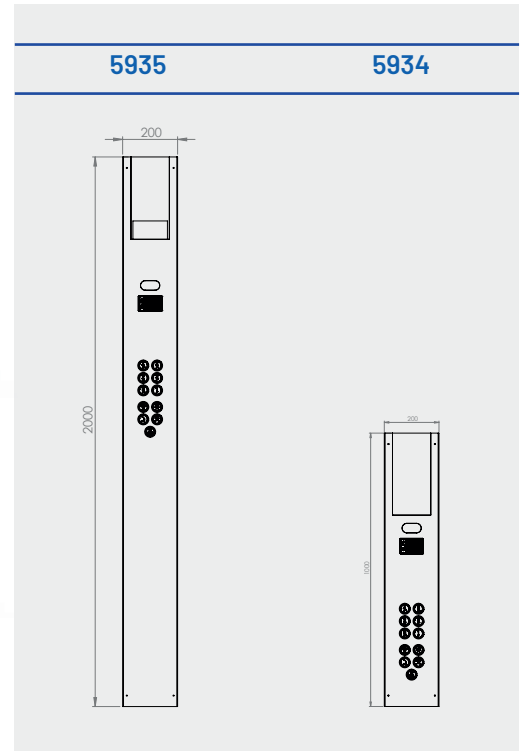
## KABİN KASETİ CAR OPERATING PANEL



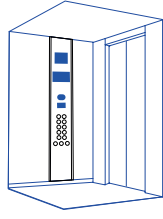
## TEKNİK ÖZELLİKLER / TECHNICAL FEATURE

|  |   |
|--|---|
| ● Ön Panel Front Panel                                       | Satine Paslanmaz-Pleksi Stainless Steel - Plexy   |
| ● Sinyalizasyon Signalization                                | 24V   |
| ● Aydınlatma Illumination                                    | LED   |
| ● Ölçüler Dimensions   | 200 X 20 X 2.6 cm 100 X 20 X 2.6 cm   |
| ● Montaj Şekli Type of Mounting                              | Sıva Üstü Surface Mounted   |
| ● LED rengi Colour Of LED                                    |                                |
| ● Ekran Seçenekleri Display Options                          | 7 SEGMENT DOT-MATRIX LCD<br>   |
| ● Seri ve Paralel Tesisata Uygun                             | Suitable for Serial and Parallel Installation   |
| ● Çeşitli Paslanmaz Çelikli Alternatifleri Mevcut            | Various Stainless Steel Alternatives Available  |
| ● İstenilen Markalama yapılabilmektedir (Serigraf - CNC vd.) | Desired Marking can be done (Serigraf - CNC vd.)  |
| ● EN 81-20 EN 81-70  |   |

## Teknik Çizim Technical Drawing

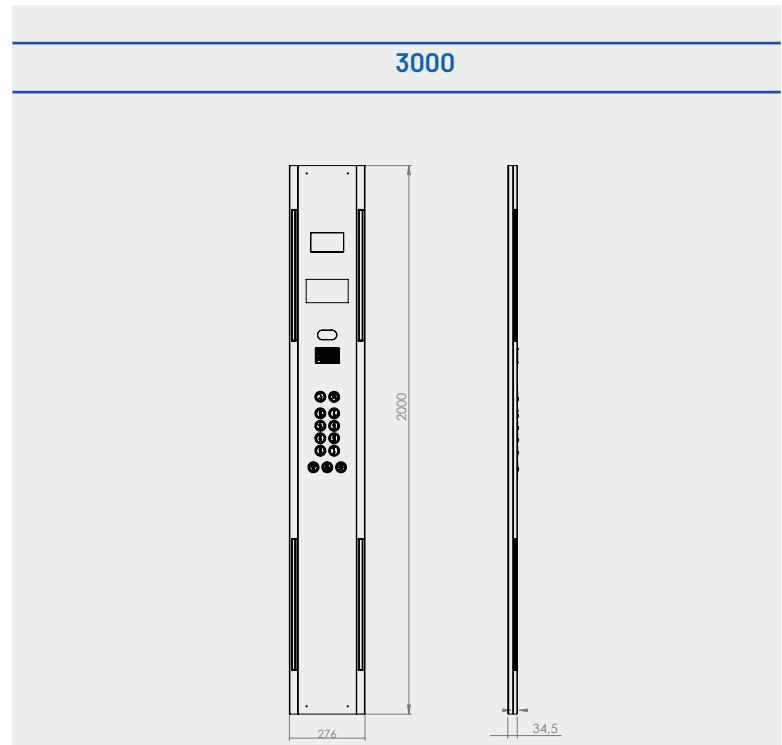


## KABİN KASETİ CAR OPERATING PANEL

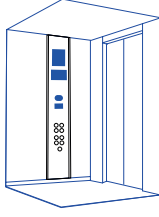


## TEKNİK ÖZELLİKLER / TECHNICAL FEATURE







|  |   |
|--|---|
| ● Ön Panel <i>Front Panel</i>  | Satine Paslanmaz <i>Stainless Steel</i> |
| ● Sinyalizasyon <i>Signalization</i>   | 24V                                     |
| ●  | LED                                     |
| ● Ölçüler <i>Dimensions</i>  | 200 X 27.6 X 3.4 cm                     |
| ● Montaj Şekli <i>Type of Mounting</i>   | Sıva Üstü <i>Surface Mounted</i>        |
| ● LED rengi <i>Colour Of LED</i>   |   |
| ● Ekran Seçenekleri <i>Display Options</i>   | 7 SEGMENT    LCD    DOT-MATRIX          |
|  |   |
| ● Seri ve Paralel Tesisata Uygun <i>Suitable for Serial and Parallel Installation</i>                          |   |
| ● Çeşitli Paslanmaz Çelikli Alternatifleri Mevcut <i>Various Stainless Steel Alternatives Available</i>        |   |
| ● İstenilen Markalama yapılabilir (Serigraf - CNC vd.) <i>Desired Marking can be done (Serigraf - CNC vd.)</i> |   |
| ● EN 81-20 EN 81-70  |   |

Teknik Çizim *Technical Drawing*

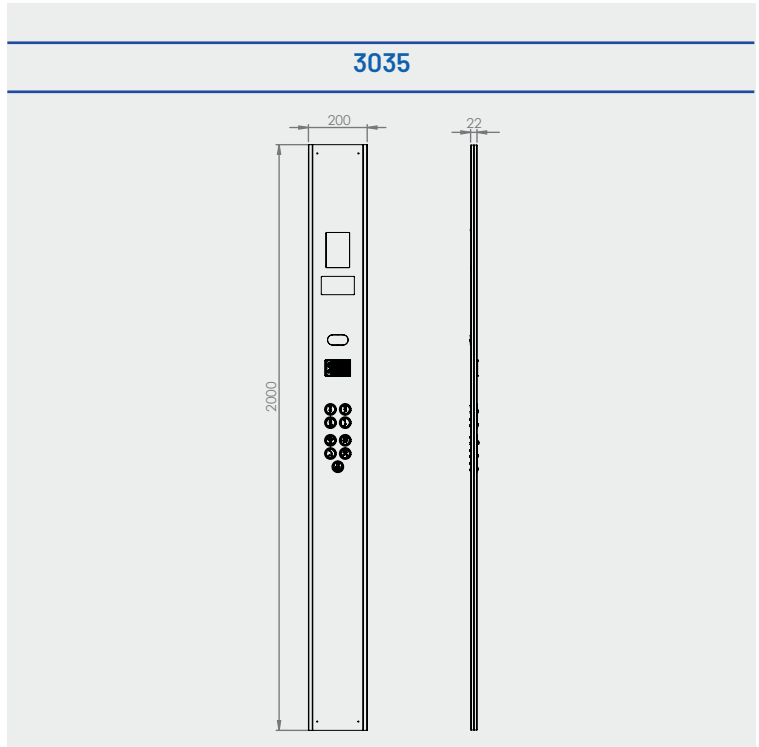
## KABİN KASETİ CAR OPERATING PANEL



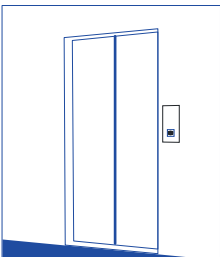


## TEKNİK ÖZELLİKLER / TECHNICAL FEATURE

|  |   |
|--|---|
| ● Ön Panel Front Panel                                 | Satine Paslanmaz Stainless Steel  |
| ● Sinyalizasyon Signalization                          | 24V   |
| ● Aydınlatma Illumination                              | LED   |
| ● Ölçüler Dimensions                                   | 200 X 20 X 2.2 cm   |
| ● Montaj Şekli Type of Mounting                        | Sıva Üstü Surface Mounted   |
| ● LED rengi Colour Of LED                              |    |
| ● Ekran Seçenekleri Display Options                    | 7 SEGMENT DOT-MATRIX LCD  |
|  |    |
| ● Seri ve Paralel Tesisata Uygun                       | Suitable for Serial and Parallel Installation   |
| ● Çeşitli Paslanmaz Çelikli Alternatifleri Mevcut      | Various Stainless Steel Alternatives Available  |
| ● İstenilen Markalama yapılabilir (Serigraf - CNC vd.) | Desired Marking can be done (Serigraf - CNC vd.)  |
| ● EN 81-20 EN 81-70                                    |   |

## Teknik Çizim Technical Drawing



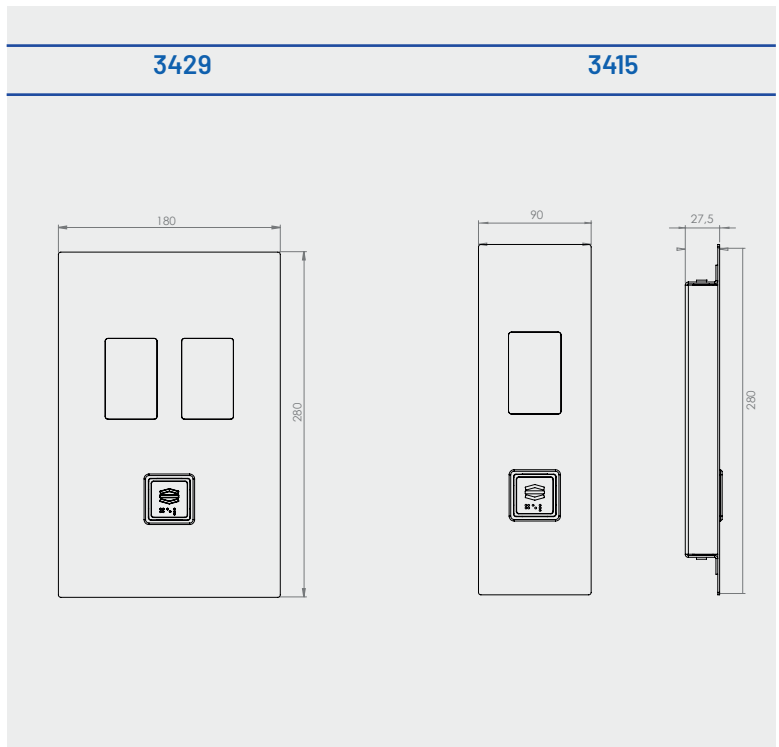
## KAT KASETİ LANDING OPERATING PANEL



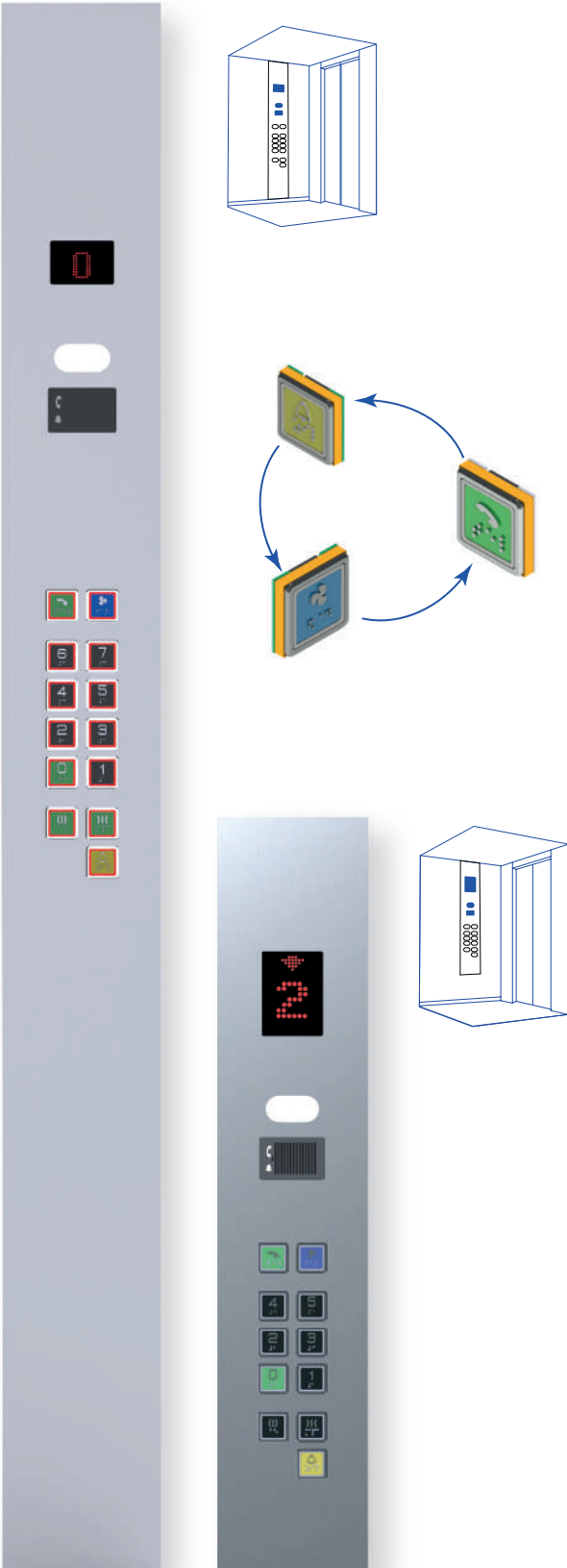
## TEKNİK ÖZELLİKLER / TECHNICAL FEATURE

|  |   |
|--|---|
| ● Ön Panel <i>Front Panel</i>  | Satine Paslanmaz <i>Stainless Steel</i> |
| ● Sinyalizasyon <i>Signalization</i>   | 24V                                     |
| ● Aydınlatma <i>Illumination</i>   | LED                                     |
| ● Ölçüler <i>Dimensions</i>  | 28 X 18 X 0.2 cm 28 X 9 X 0.2 cm        |
| ● Montaj Şekli <i>Type of Mounting</i>   | Sıva Altı <i>Flush Mounted</i>          |
| ● LED rengi <i>Colour Of LED</i>   |   |
| ● Ekran Seçenekleri <i>Display Options</i>   | 7 SEGMENT LCD DOT-MATRIX<br>            |
| ● Seri ve Paralel Tesisata Uygun <i>Suitable for Serial and Parallel Installation</i>                                |   |
| ● Çeşitli Paslanmaz Çelikli Alternatifleri Mevcut <i>Various Stainless Steel Alternatives Available</i>              |   |
| ● İstenilen Markalama yapılabilmektedir (Serigraf - CNC vd.) <i>Desired Marking can be done (Serigraf - CNC vd.)</i> |   |
| ● EN 81-20 EN 81-70  |   |

## Teknik Çizim Technical Drawing



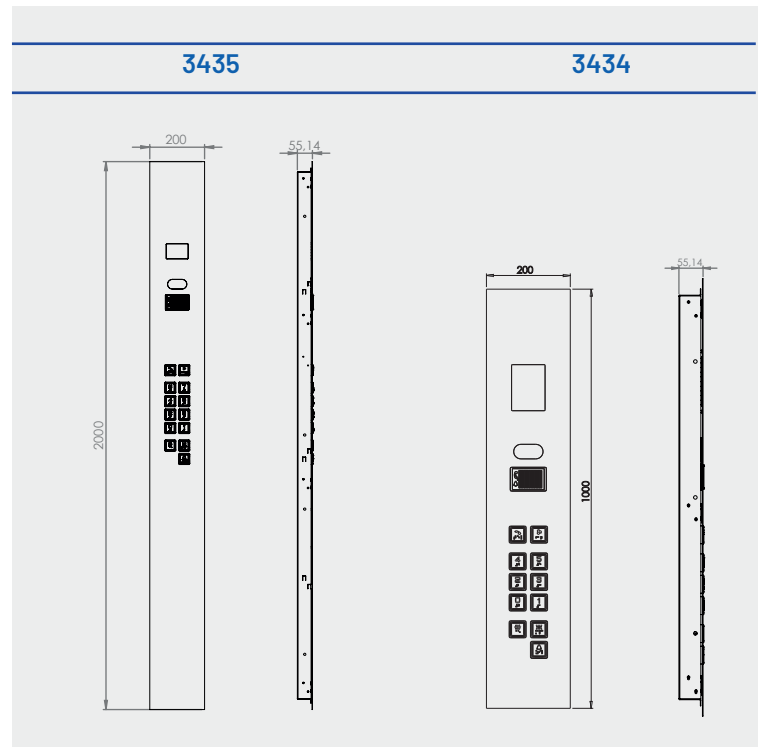
## KABİN KASETİ CAR OPERATING PANEL




## TEKNİK ÖZELLİKLER / TECHNICAL FEATURE

|  |   |
|--|---|
| ● Ön Panel <i>Front Panel</i>  | Satine Paslanmaz <i>Stainless Steel</i> |
| ● Sinyalizasyon <i>Signalization</i>   | 24V                                     |
| ● Aydınlatma <i>Illumination</i>   | LED                                     |
| ● Ölçüler <i>Dimensions</i>  | 200 X 20 X 0.2 cm    100 X 20 X 0.2 cm  |
| ● Montaj Şekli <i>Type of Mounting</i>   | Sıva Altı <i>Flush Mounted</i>          |
| ● LED rengi <i>Colour Of LED</i>   |   |
| ● Ekran Seçenekleri <i>Display Options</i>   | 7 SEGMENT    LCD    DOT-MATRIX          |
|  |   |
| ● Seri ve Paralel Tesisata Uygun <i>Suitable for Serial and Parallel Installation</i>                          |   |
| ● Çeşitli Paslanmaz Çelikli Alternatifleri Mevcut <i>Various Stainless Steel Alternatives Available</i>        |   |
| ● İstenilen Markalama yapılabilir (Serigraf - CNC vd.) <i>Desired Marking can be done (Serigraf - CNC vd.)</i> |   |
| ● EN 81-20 EN 81-70  |   |







## Teknik Çizim Technical Drawing



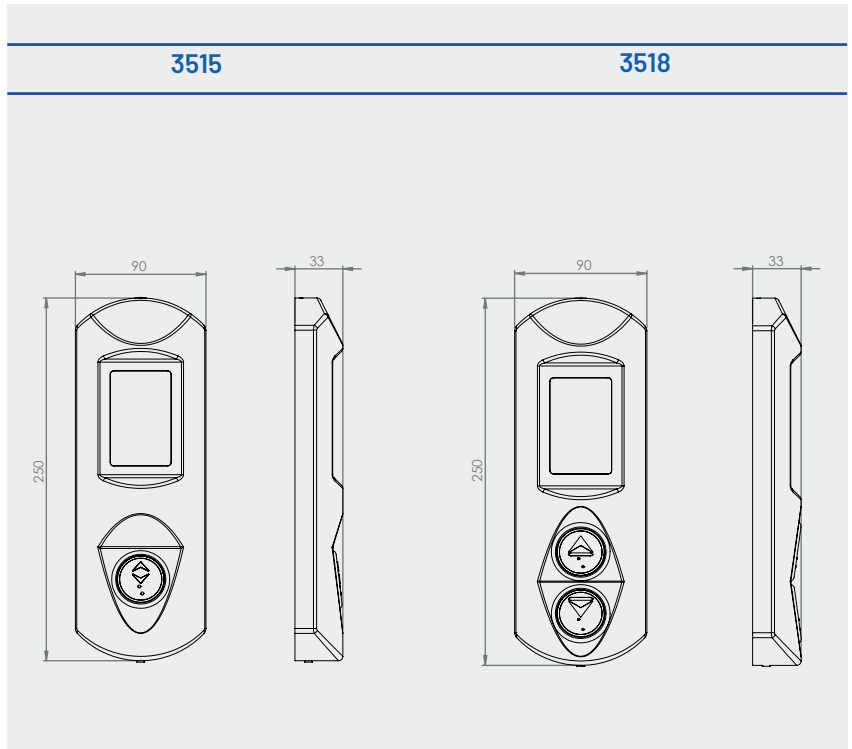
## KAT KASETİ LANDING OPERATING PANEL



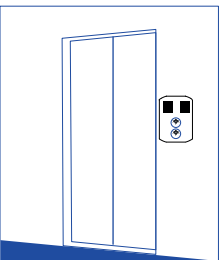
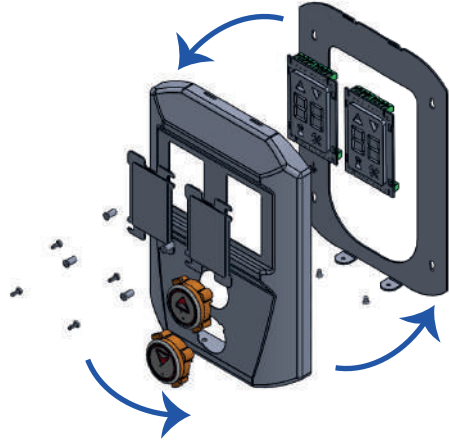
## TEKNİK ÖZELLİKLER / TECHNICAL FEATURE

|   |   |
|---|---|
| ● Ön Panel Front Panel  | Satine Paslanmaz Stainless Steel  |
| ● Sinyalizasyon Signalization   | 24V   |
| ● Aydınlatma Illumination   | LED   |
| ● Ölçüler Dimensions  | 25 X 9 X 3.3 cm 25 X 9 X 3.3 cm   |
| ● Montaj Şekli Type of Mounting   | Sıva Üstü Surface Mounted   |
| ● LED rengi Colour Of LED   |    |
| ● Ekran Seçenekleri Display Options   | 7 SEGMENT DOT-MATRIX LCD  |
|   |    |
| ● Seri ve Paralel Tesisata Uygun Suitable for Serial and Parallel Installation                          |   |
| ● Çeşitli Paslanmaz Çelikli Alternatifleri Mevcut Various Stainless Steel Alternatives Available        |   |
| ● İstenilen Markalama yapılabilir (Serigraf - CNC vd.) Desired Marking can be done (Serigraf - CNC vd.) |   |
| ● EN 81-20 EN 81-70   |   |







## Teknik Çizim Technical Drawing



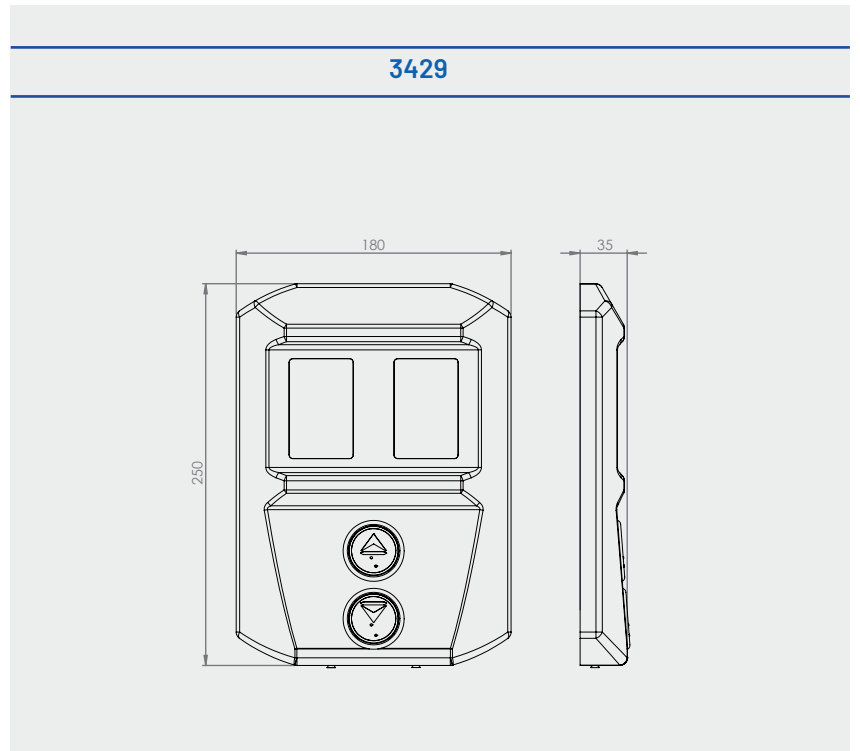
## KAT KASETİ LANDING OPERATING PANEL



## TEKNİK ÖZELLİKLER / TECHNICAL FEATURE

|   |  |
|---|--|
| ● Ön Panel Front Panel  | Satine Paslanmaz Stainless Steel   |
| ● Sinyalizasyon Signalization   | 24V  |
| ● Aydınlatma Illumination   | LED  |
| ● Ölçüler Dimensions  | 25 X 18 X 3.5 cm   |
| ● Montaj Şekli Type of Mounting   | Sıva Üstü Surface Mounted  |
| ● LED rengi Colour Of LED   |                             |
| ● Ekran Seçenekleri Display Options   | 7 SEGMENT  DOT-MATRIX  LCD  |
| ● Seri ve Paralel Tesisata Uygun Suitable for Serial and Parallel Installation                          |  |
| ● Çeşitli Paslanmaz Çelikli Alternatifleri Mevcut Various Stainless Steel Alternatives Available        |  |
| ● İstenilen Markalama yapılabilir (Serigraf - CNC vd.) Desired Marking can be done (Serigraf - CNC vd.) |  |
| ● EN 81-20 EN 81-70   |  |

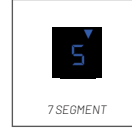

## Teknik Çizim Technical Drawing




## KAPI ÜSTÜ GÖSTERGE DOOR TOP INDICATOR



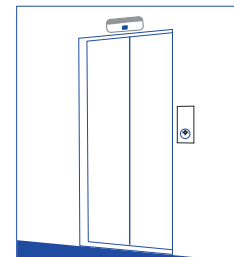
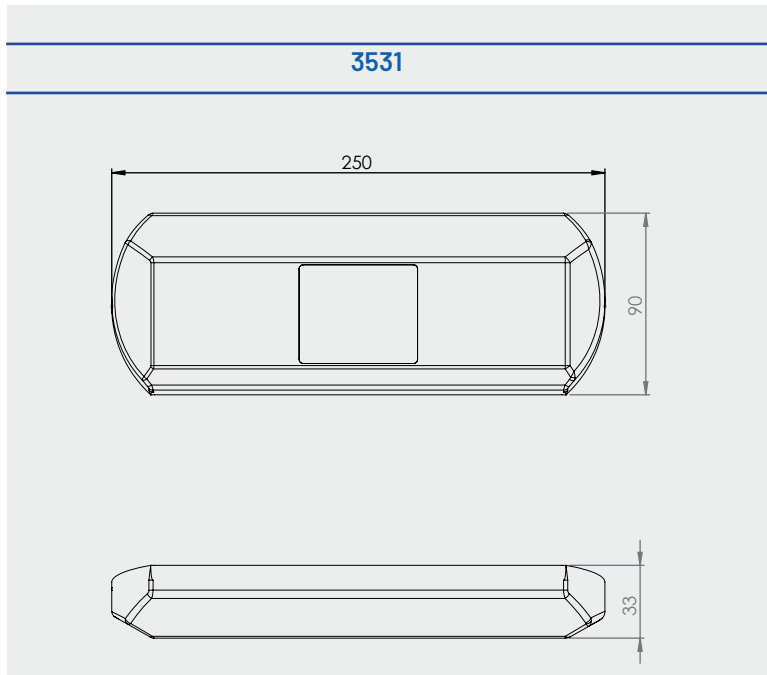
## Ekran Seçenekleri Display Options



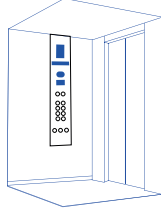
## TEKNİK ÖZELLİKLER / TECHNICAL FEATURE

|   |  |
|---|--|
| ● Ön Panel Front Panel  | Satine Paslanmaz Stainless Steel   |
| ● Sinyalizasyon Signalization   | 24V  |
| ● Aydınlatma Illumination   | LED  |
| ● Ölçüler Dimensions  | 25 X 9 X 3.3 cm  |
| ● Montaj Şekli Type of Mounting   | Sıva Üstü Surface Mounted  |
| ● LED rengi Colour Of LED   |  |
| ● Seri ve Paralel Tesisata Uygun Suitable for Serial and Parallel Installation                          |  |
| ● Çeşitli Paslanmaz Çelikli Alternatifleri Mevcut Various Stainless Steel Alternatives Available        |  |
| ● İstenilen Markalama yapılabilir (Serigraf - CNC vd.) Desired Marking can be done (Serigraf - CNC vd.) |  |
| ● EN 81-20 EN 81-70   |  |

## Teknik Çizim Technical Drawing



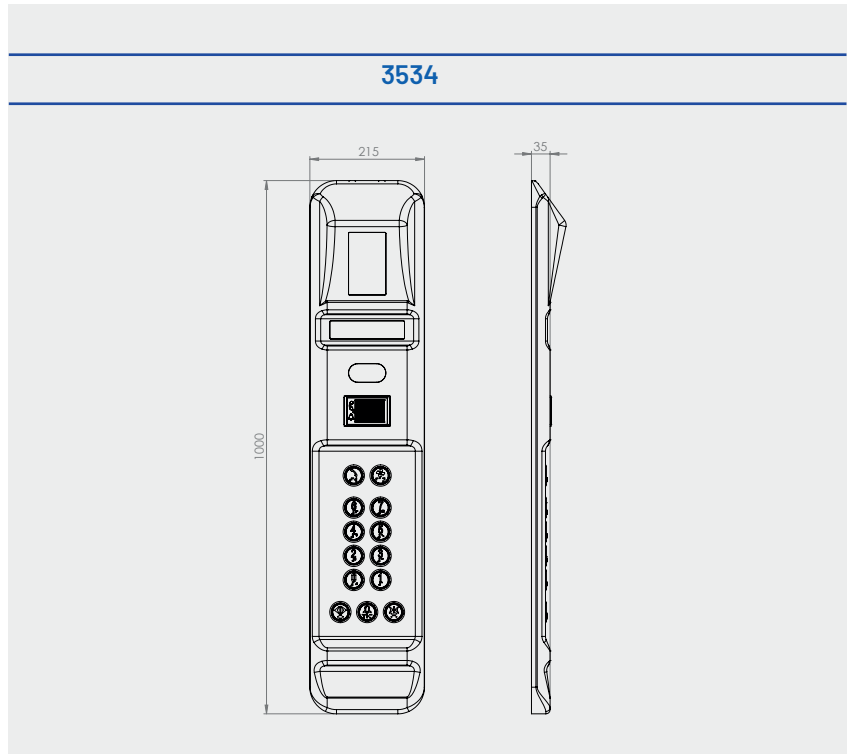
## KABİN KASETİ CAR OPERATING PANEL



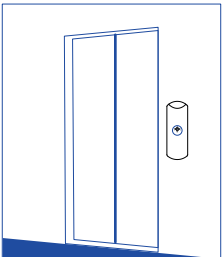
## TEKNİK ÖZELLİKLER / TECHNICAL FEATURE

|   |                                  |            |     |
|---|----------------------------------|------------|-----|
| ● Ön Panel Front Panel  | Satine Paslanmaz Stainless Steel |            |     |
| ● Sinyalizasyon Signalization   | 24V                              |            |     |
| ● Aydınlatma Illumination   | LED                              |            |     |
| ● Ölçüler Dimensions  | 100 X 21,5 X 3.5 cm              |            |     |
| ● Montaj Şekli Type of Mounting   | Sıva Üstü Surface Mounted        |            |     |
| ● LED rengi Colour Of LED   |                                  |            |     |
| ● Ekran Seçenekleri Display Options   | 7 SEGMENT                        | DOT-MATRIX | LCD |
|   |                                  |            |     |
| ● Seri ve Paralel Tesisata Uygun Suitable for Serial and Parallel Installation                          |                                  |            |     |
| ● Çeşitli Paslanmaz Çelikli Alternatifleri Mevcut Various Stainless Steel Alternatives Available        |                                  |            |     |
| ● İstenilen Markalama yapılabilir (Serigraf - CNC vd.) Desired Marking can be done (Serigraf - CNC vd.) |                                  |            |     |
| ● EN 81-20 EN 81-70   |                                  |            |     |

## Teknik Çizim Technical Drawing



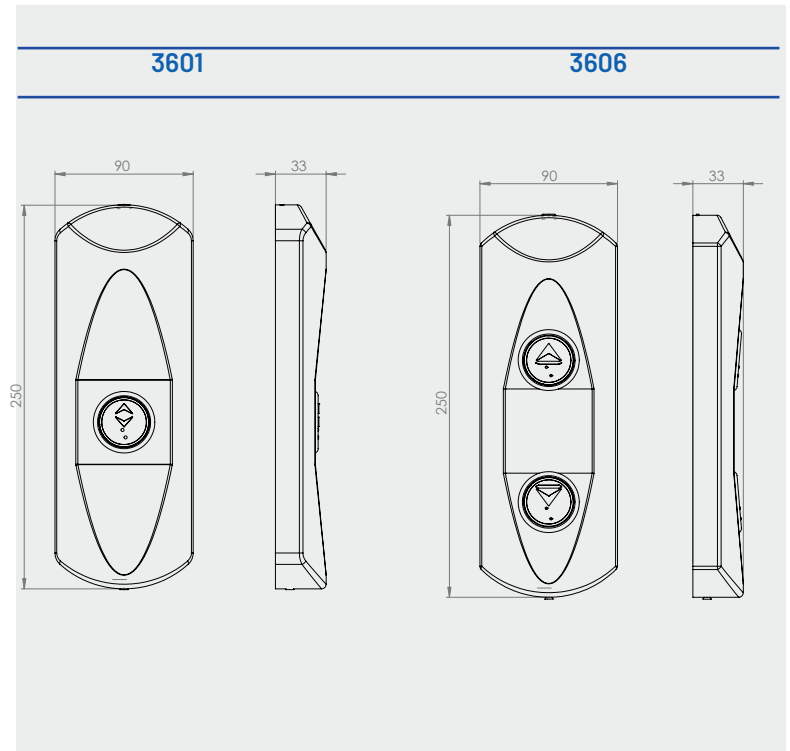
## KAT KASETİ LANDING OPERATING PANEL



## TEKNİK ÖZELLİKLER / TECHNICAL FEATURE

|  |   |
|--|---|
| ● Ön Panel <i>Front Panel</i>  | Satine Paslanmaz <i>Stainless Steel</i> |
| ● Sinyalizasyon <i>Signalization</i>   | 24V                                     |
| ●  | LED                                     |
| ● Ölçüler <i>Dimensions</i>  | 25 X 9 X 3.3 cm 25 X 9 X 3.3 cm         |
| ● Montaj Şekli <i>Type of Mounting</i>   | Sıva Üstü <i>Surface Mounted</i>        |
| ● LED rengi <i>Colour Of LED</i>   |   |
| ● Seri ve Parelel Tesisata Uygun <i>Suitable for Serial and Parallel Installation</i>                                |   |
| ● Çeşitli Paslanmaz Çelikli Alternatifleri Mevcut <i>Various Stainless Steel Alternatives Available</i>              |   |
| ● İstenilen Markalama yapılabilmektedir (Serigraf - CNC vd.) <i>Desired Marking can be done (Serigraf - CNC vd.)</i> |   |
| ● EN 81-20 EN 81-70  |   |



## Teknik Çizim Technical Drawing




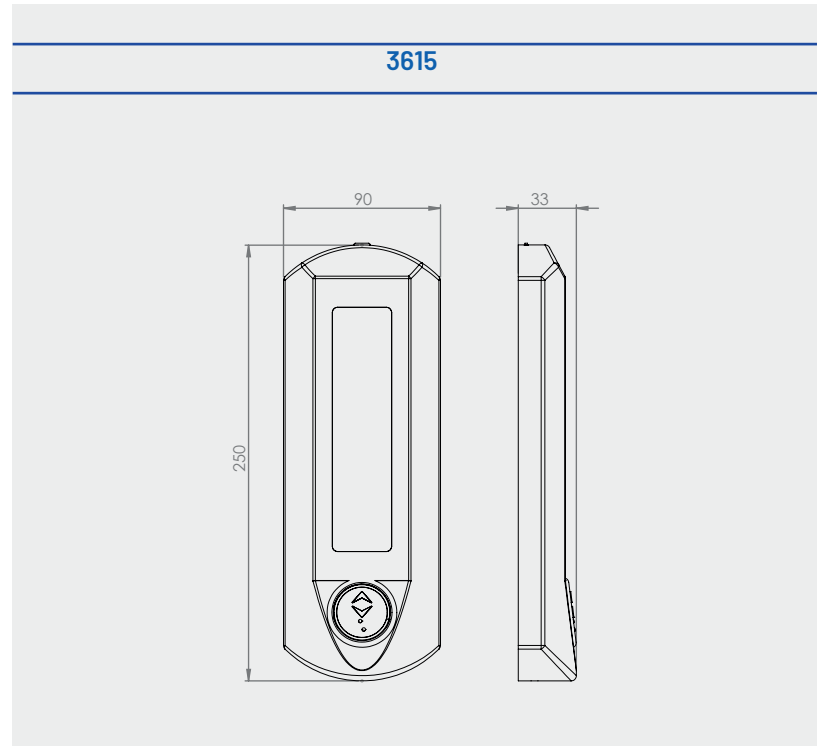
## KAT KASETİ LANDING OPERATING PANEL



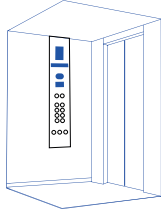
## TEKNİK ÖZELLİKLER / TECHNICAL FEATURE

|  |  |
|--|--|
| ● Ön Panel <i>Front Panel</i>                                | Satine Paslanmaz <i>Stainless Steel</i>  |
| ● Sinyalizasyon <i>Signalization</i>                         | 24V  |
| ● Aydınlatma <i>Illumination</i>                             | LED  |
| ● Ölçüler <i>Dimensions</i>                                  | 25 X 9 X 3.3 cm  |
| ● Montaj Şekli <i>Type of Mounting</i>                       | Sıva Üstü <i>Surface Mounted</i>   |
| ● LED rengi <i>Colour Of LED</i>                             |               |
| ● Ekran Seçenekleri <i>Display Options</i>                   | 7 SEGMENT<br> |
| ● Seri ve Paralel Tesisata Uygun                             | <i>Suitable for Serial and Parallel Installation</i>   |
| ● Çeşitli Paslanmaz Çelikli Alternatifleri Mevcut            | <i>Various Stainless Steel Alternatives Available</i>  |
| ● İstenilen Markalama yapılabilmektedir (Serigraf - CNC vd.) | <i>Desired Marking can be done (Serigraf - CNC vd.)</i>  |
| ● EN 81-20 EN 81-70  |  |

## Teknik Çizim Technical Drawing



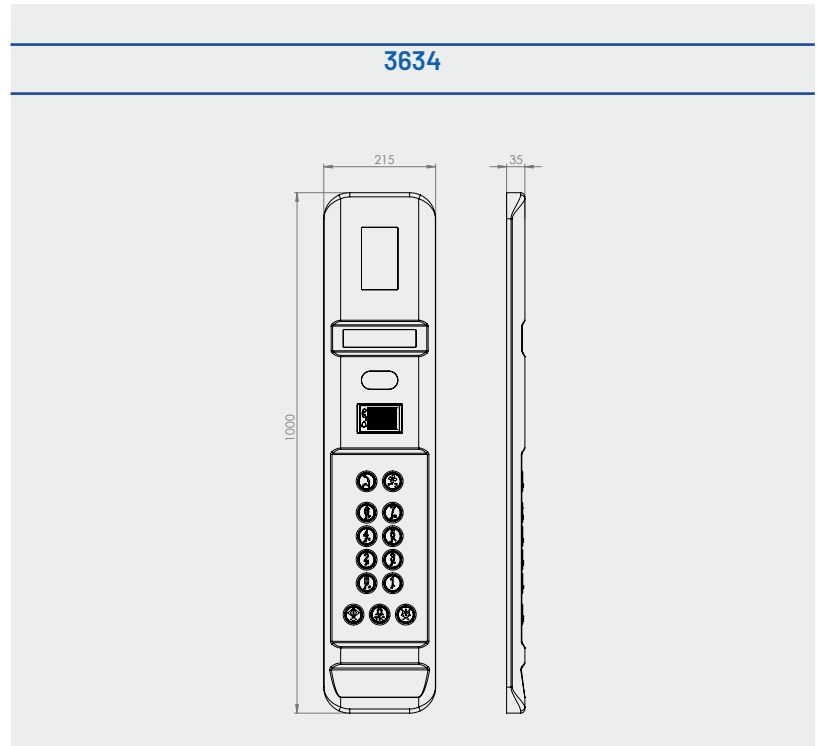
## KABİN KASETİ CAR OPERATING PANEL



## TEKNİK ÖZELLİKLER / TECHNICAL FEATURE

|  |   |            |     |
|--|---|------------|-----|
| ● Ön Panel <i>Front Panel</i>  | Satine Paslanmaz <i>Stainless Steel</i> |            |     |
| ● Sinyalizasyon <i>Signalization</i>   | 24V                                     |            |     |
| ● Aydınlatma <i>Illumination</i>   | LED                                     |            |     |
| ● Ölçüler <i>Dimensions</i>  | 100 X 21.5 X 3.5 cm                     |            |     |
| ● Montaj Şekli <i>Type of Mounting</i>   | Sıva Üstü <i>Surface Mounted</i>        |            |     |
| ● LED rengi <i>Colour Of LED</i>   |   |            |     |
| ● Ekran Seçenekleri <i>Display Options</i>   | 7 SEGMENT                               | DOT-MATRIX | LCD |
|  |   |            |     |
| ● Seri ve Paralel Tesisata Uygun <i>Suitable for Serial and Parallel Installation</i>                                |   |            |     |
| ● Çeşitli Paslanmaz Çelikli Alternatifleri Mevcut <i>Various Stainless Steel Alternatives Available</i>              |   |            |     |
| ● İstenilen Markalama yapılabilmektedir (Serigraf - CNC vd.) <i>Desired Marking can be done (Serigraf - CNC vd.)</i> |   |            |     |
| ● EN 81-20 EN 81-70  |   |            |     |

## Teknik Çizim Technical Drawing


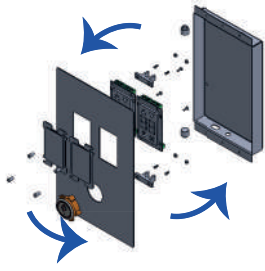



**KAT  
KASSETLERİ**

LANDING  
OPERATING PANELS



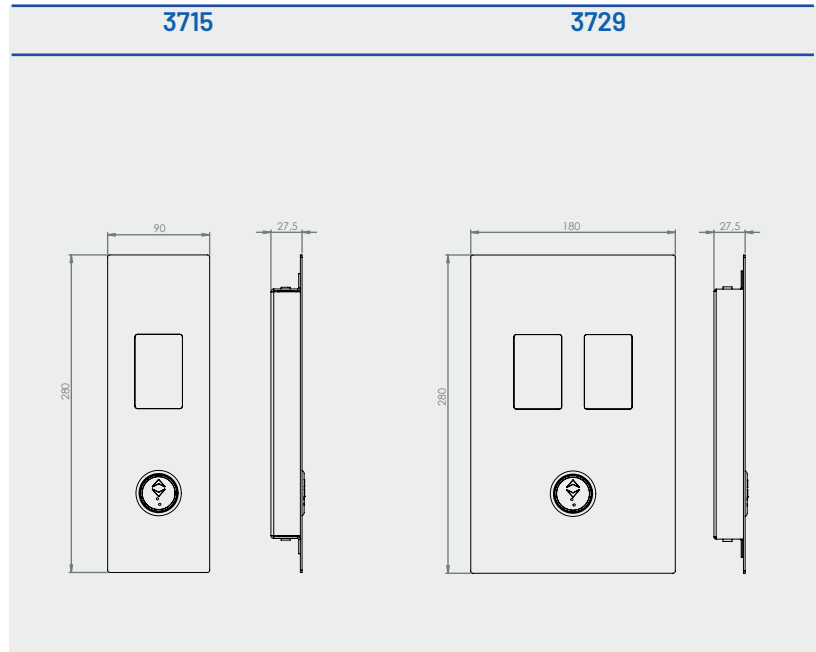
## KAT KASETİ LANDING OPERATING PANEL



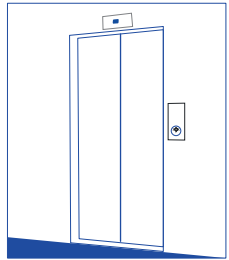

## TEKNİK ÖZELLİKLER / TECHNICAL FEATURE

|   |                                  |            |     |
|---|----------------------------------|------------|-----|
| ● Ön Panel Front Panel  | Satine Paslanmaz Stainless Steel |            |     |
| ● Sinyalizasyon Signalization   | 24V                              |            |     |
| ● Aydınlatma Illumination   | LED                              |            |     |
| ● Ölçüler Dimensions  | 28 X 18 X 0.2 cm 28 X 9 X 0.2 cm |            |     |
| ● Montaj Şekli Type of Mounting   | Sıva Altı Flush Mounted          |            |     |
| ● LED rengi Colour Of LED   |                                  |            |     |
| ● Ekran Seçenekleri Display Options   | 7 SEGMENT                        | DOT-MATRIX | LCD |
|   |                                  |            |     |
| ● Seri ve Paralel Tesisata Uygun Suitable for Serial and Parallel Installation                          |                                  |            |     |
| ● Çeşitli Paslanmaz Çelikli Alternatifleri Mevcut Various Stainless Steel Alternatives Available        |                                  |            |     |
| ● İstenilen Markalama yapılabilir (Serigraf - CNC vd.) Desired Marking can be done (Serigraf - CNC vd.) |                                  |            |     |
| ● EN 81-20 EN 81-70   |                                  |            |     |

## Teknik Çizim Technical Drawing



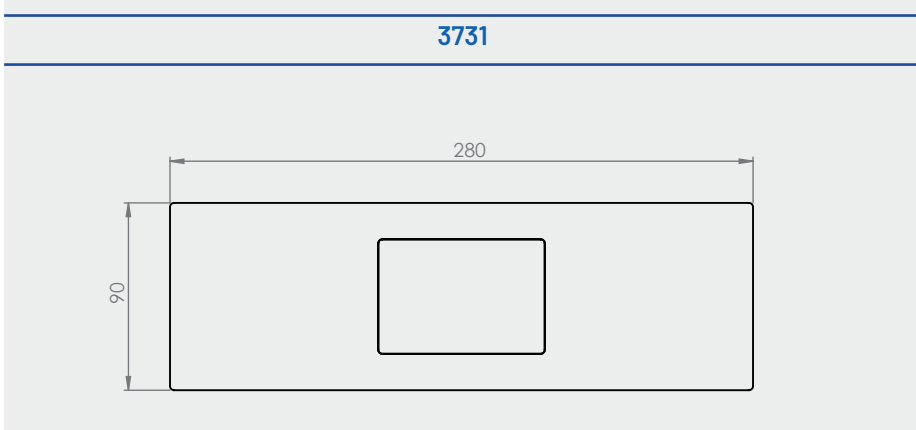
## KAPI ÜSTÜ GÖSTERGE DOOR TOP INDICATOR



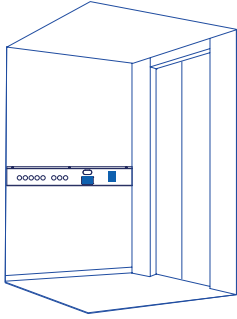
## TEKNİK ÖZELLİKLER / TECHNICAL FEATURE

|  |   |
|--|---|
| ● Ön Panel <i>Front Panel</i>  | Satine Paslanmaz <i>Stainless Steel</i> |
| ● Sinyalizasyon <i>Signalization</i>   | 24V                                     |
| ● Aydınlatma <i>Illumination</i>   | LED                                     |
| ● Ölçüler <i>Dimensions</i>  | 28 X 9 X 0.2 cm                         |
| ● Montaj Şekli <i>Type of Mounting</i>   | Sıva Altı <i>Flush Mounted</i>          |
| ● LED rengi <i>Colour Of LED</i>   |   |
| ● Ekran Seçenekleri <i>Display Options</i>   | 7 SEGMENT  DOT-MATRIX  LCD              |
| ● Seri ve Parelel Tesisata Uygun <i>Suitable for Serial and Parallel Installation</i>                                |   |
| ● Çeşitli Paslanmaz Çelikli Alternatifleri Mevcut <i>Various Stainless Steel Alternatives Available</i>              |   |
| ● İstenilen Markalama yapılabilmektedir (Serigraf - CNC vd.) <i>Desired Marking can be done (Serigraf - CNC vd.)</i> |   |
| ● EN 81-20 EN 81-70  |   |

## Teknik Çizim Technical Drawing



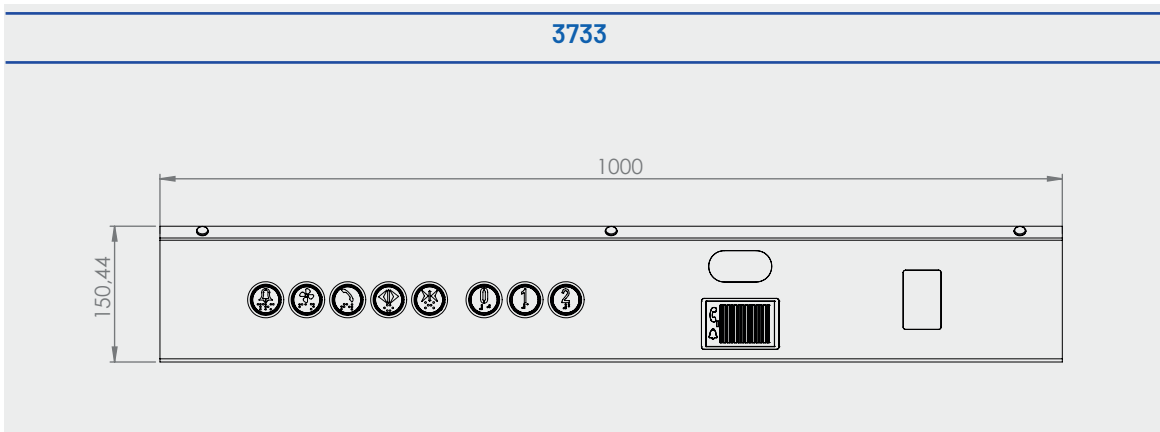
## KABİN KASETİ CAR OPERATING PANEL



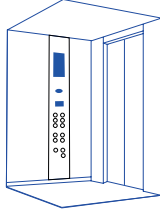
## TEKNİK ÖZELLİKLER / TECHNICAL FEATURE

|  |   |
|--|---|
| ● Ön Panel <i>Front Panel</i>  | Satine Paslanmaz <i>Stainless Steel</i> |
| ● Sinyalizasyon <i>Signalization</i>   | 24V                                     |
| ● Aydınlatma <i>Illumination</i>   | LED                                     |
| ● Ölçüler <i>Dimensions</i>  | 100 X 15 X 11.3 cm                      |
| ● Montaj Şekli <i>Type of Mounting</i>   | Sıva Üstü <i>Surface Mounted</i>        |
| ● LED rengi <i>Colour Of LED</i>   |   |
| ● Ekran Seçenekleri <i>Display Options</i>   | 7 SEGMENT  DOT-MATRIX  LCD              |
| ● Seri ve Paralel Tesisata Uygun <i>Suitable for Serial and Parallel Installation</i>                          |   |
| ● Çeşitli Paslanmaz Çelikli Alternatifleri Mevcut <i>Various Stainless Steel Alternatives Available</i>        |   |
| ● İstenilen Markalama yapılabilir (Serigraf - CNC vd.) <i>Desired Marking can be done (Serigraf - CNC vd.)</i> |   |
| ● EN 81-20 EN 81-70  |   |







## Teknik Çizim Technical Drawing



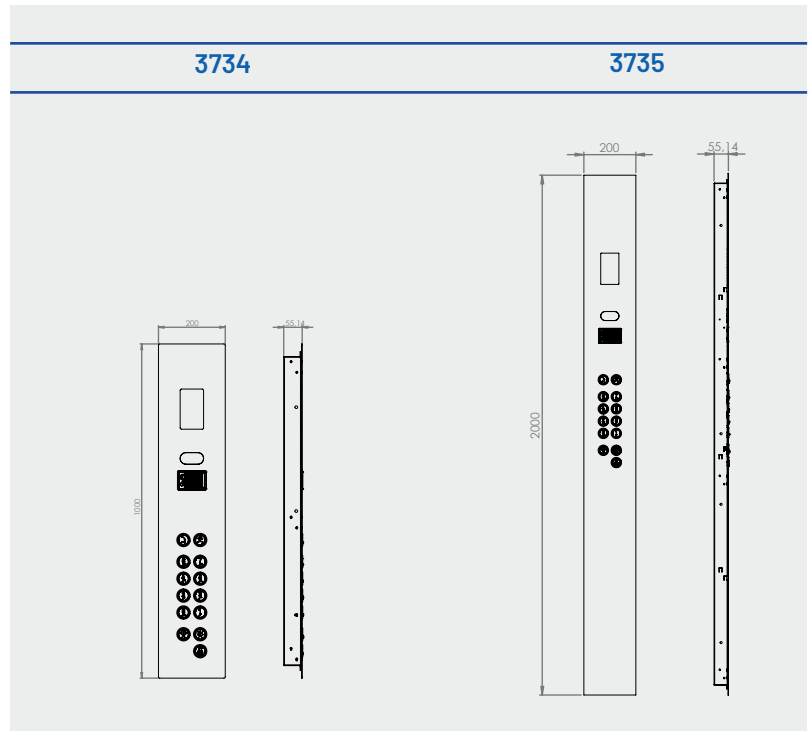
## KABİN KASETİ CAR OPERATING PANEL



## TEKNİK ÖZELLİKLER / TECHNICAL FEATURE

|  |   |
|--|---|
| ● Ön Panel <i>Front Panel</i>  | Satine Paslanmaz <i>Stainless Steel</i>   |
| ● Sinyalizasyon <i>Signalization</i>   | 24V   |
| ● Aydınlatma <i>Illumination</i>   | LED   |
| ● Ölçüler <i>Dimensions</i>  | 200 X 20 X 0.2 cm    100 X 20 X 0.2 cm  |
| ● Montaj Şekli <i>Type of Mounting</i>   | Sıva Altı <i>Flush Mounted</i>  |
| ● LED rengi <i>Colour Of LED</i>   |    |
| ● Ekran Seçenekleri <i>Display Options</i>   | 7 SEGMENT    DOT-MATRIX    LCD  |
|  |    |
| ● Seri ve Paralel Tesisata Uygun <i>Suitable for Serial and Parallel Installation</i>                                |   |
| ● Çeşitli Paslanmaz Çelikli Alternatifleri Mevcut <i>Various Stainless Steel Alternatives Available</i>              |   |
| ● İstenilen Markalama yapılabilmektedir (Serigraf - CNC vd.) <i>Desired Marking can be done (Serigraf - CNC vd.)</i> |   |
| ● EN 81-20 EN 81-70  |   |


## Teknik Çizim Technical Drawing



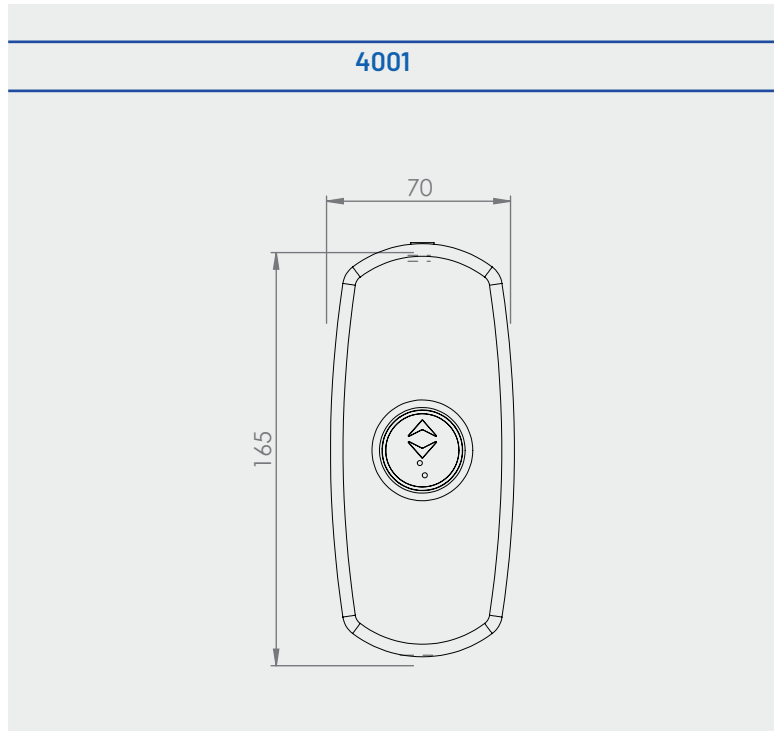
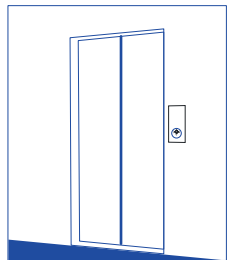
## KAT KASETİ LANDING OPERATING PANEL




## TEKNİK ÖZELLİKLER / TECHNICAL FEATURE

|  |   |
|--|---|
| ● Ön Panel <i>Front Panel</i>  | Satine Paslanmaz <i>Stainless Steel</i>   |
| ● Sinyalizasyon <i>Signalization</i>   | 24V   |
| ● Aydınlatma <i>Illumination</i>   | LED   |
| ● Ölçüler <i>Dimensions</i>  | 16.5 X 7 X 1.5 cm   |
| ● Montaj Şekli <i>Type of Mounting</i>   | Sıva Üstü <i>Surface Mounted</i>  |
| ● LED rengi <i>Colour Of LED</i>   |  |
| ● Seri ve Parelel Tesisata Uygun <i>Suitable for Serial and Parallel Installation</i>  |   |
| ● Çeşitli Paslanmaz Çelikli Alternatifleri Mevcut <i>Various Stainless Steel Alternatives Available</i>                        |   |
| ● İstenilen Markalama yapılabilmektedir <i>(Serigraf - CNC vd.)</i><br><i>Desired Marking can be done (Serigraf - CNC vd.)</i> |   |
| ● EN 81-20 EN 81-70  |   |







## Teknik Çizim Technical Drawing



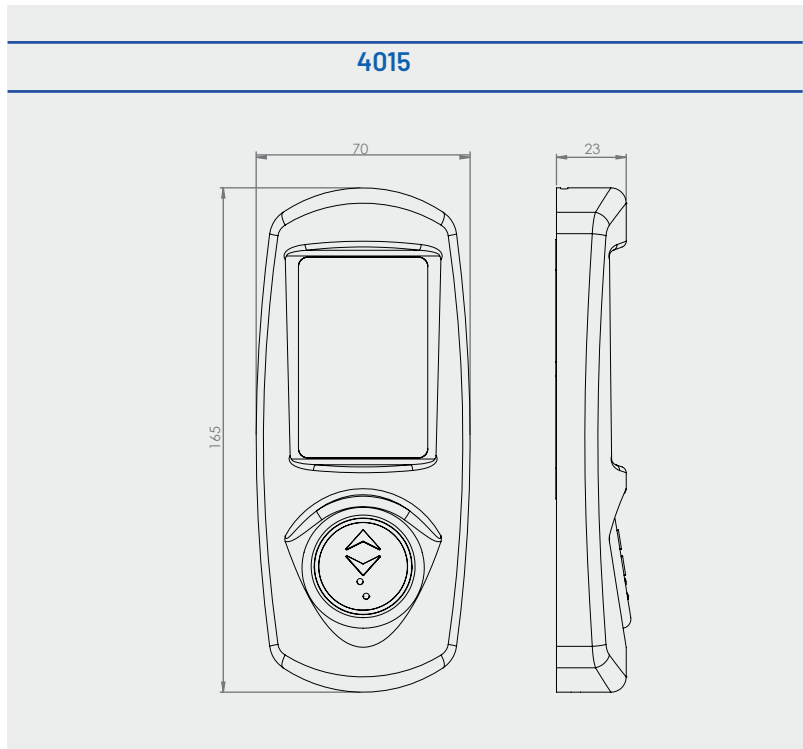
## KAT KASETİ LANDING OPERATING PANEL




## TEKNİK ÖZELLİKLER / TECHNICAL FEATURE

|  |  |
|--|--|
| ● Ön Panel <i>Front Panel</i>  | Satine Paslanmaz <i>Stainless Steel</i>  |
| ● Sinyalizasyon <i>Signalization</i>   | 24V  |
| ● Aydınlatma <i>Illumination</i>   | LED  |
| ● Ölçüler <i>Dimensions</i>  | 16.5 X 7 X 2.3 cm  |
| ● Montaj Şekli <i>Type of Mounting</i>   | Sıva Üstü <i>Surface Mounted</i>   |
| ● LED rengi <i>Colour Of LED</i>   |                             |
| ● Ekran Seçenekleri <i>Display Options</i>   | 7 SEGMENT  DOT-MATRIX  LCD  |
| ● Seri ve Paralel Tesisata Uygun <i>Suitable for Serial and Parallel Installation</i>                          |  |
| ● Çeşitli Paslanmaz Çelikli Alternatifleri Mevcut <i>Various Stainless Steel Alternatives Available</i>        |  |
| ● İstenilen Markalama yapılabilir (Serigraf - CNC vd.) <i>Desired Marking can be done (Serigraf - CNC vd.)</i> |  |
| ● EN 81-20 EN 81-70  |  |

## Teknik Çizim Technical Drawing



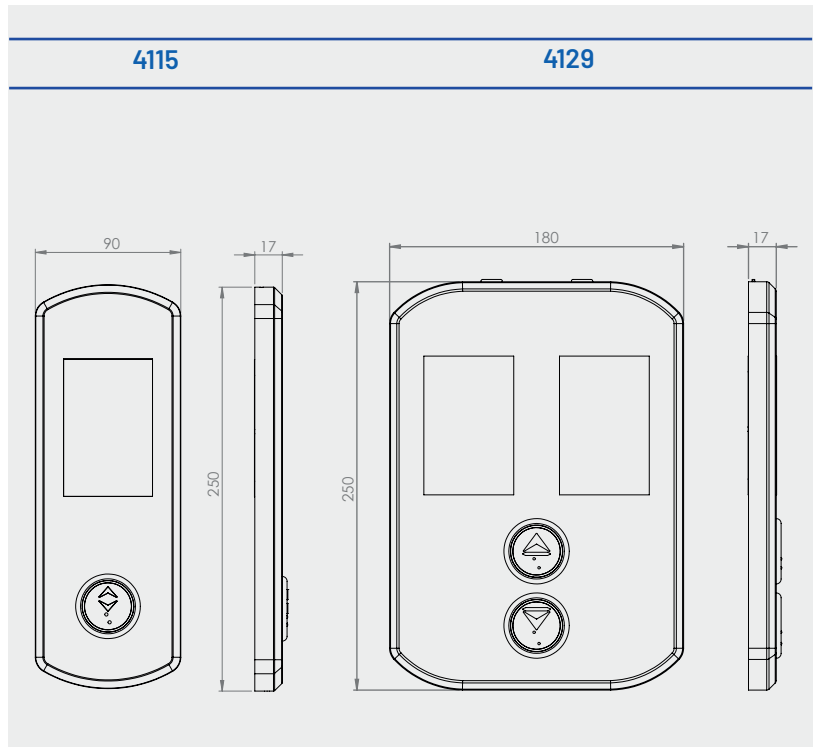
## KAT KASETİ LANDING OPERATING PANEL




## TEKNİK ÖZELLİKLER / TECHNICAL FEATURE

|  |  |
|--|--|
| ● Ön Panel Front Panel                                       | Satine Paslanmaz Stainless Steel                 |
| ● Sinyalizasyon Signalization                                | 24V  |
| ● Aydınlatma Illumination                                    | LED  |
| ● Ölçüler Dimensions   | 25 X 9 X 1.7 cm 25 X 18 X 1.7 cm                 |
| ● Montaj Şekli Type of Mounting                              | Sıva Üstü Surface Mounted                        |
| ● LED rengi Colour Of LED                                    |  |
| ● Ekran Seçenekleri Display Options                          | 7 SEGMENT DOT-MATRIX LCD<br>                     |
| ● Seri ve Paralel Tesisata Uygun                             | Suitable for Serial and Parallel Installation    |
| ● Çeşitli Paslanmaz Çelikli Alternatifleri Mevcut            | Various Stainless Steel Alternatives Available   |
| ● İstenilen Markalama yapılabilmektedir (Serigraf - CNC vd.) | Desired Marking can be done (Serigraf - CNC vd.) |
| ● EN 81-20 EN 81-70  |  |







## Teknik Çizim Technical Drawing



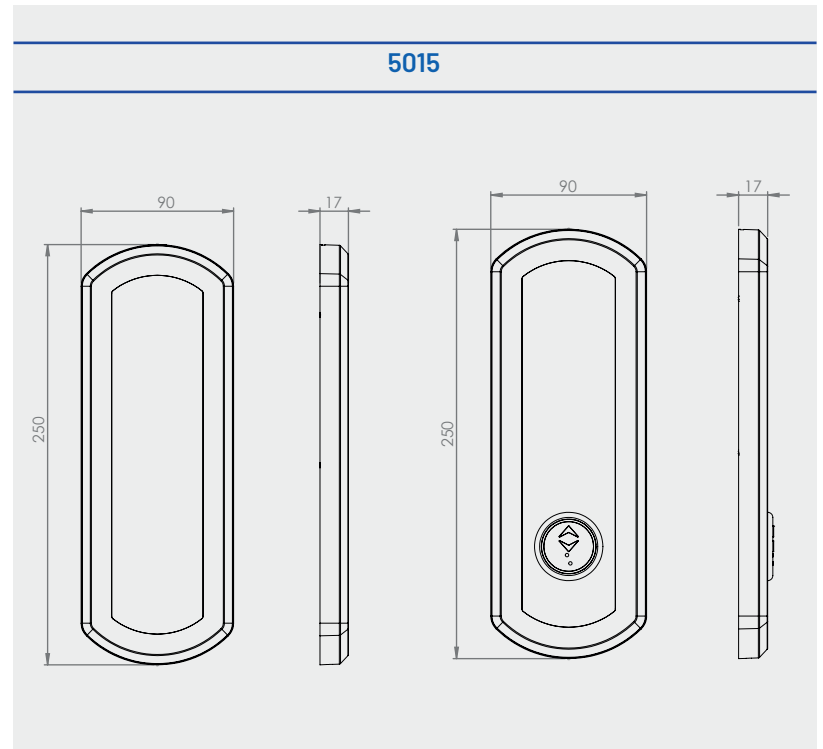
## KAT KASETİ LANDING OPERATING PANEL




## TEKNİK ÖZELLİKLER / TECHNICAL FEATURE

|  |   |   |   |
|--|---|---|---|
| ● Ön Panel <i>Front Panel</i>                                | Satine Paslanmaz<br>Pleksiglass   | Stainless Steel<br>Plexiglass   |   |
| ● Sinyalizasyon <i>Signalization</i>                         | 24V   |   |   |
| ● Aydınlatma <i>Illumination</i>                             | LED   |   |   |
| ● Ölçüler <i>Dimensions</i>                                  | 25 X 9 X 1.7 cm   |   |   |
| ● Montaj Şekli <i>Type of Mounting</i>                       | Sıva Üstü <i>Surface Mounted</i>  |   |   |
| ● LED rengi <i>Colour Of LED</i>                             |    |   |   |
| ● Ekran Seçenekleri <i>Display Options</i>                   | 7 SEGMENT   | DOT-MATRIX  | LCD   |
|  |    |  |  |
| ● Seri ve Paralel Tesisata Uygun                             | Suitable for Serial and Parallel Installation   |   |   |
| ● Çeşitli Paslanmaz Çelikli Alternatifleri Mevcut            | Various Stainless Steel Alternatives Available  |   |   |
| ● İstenilen Markalama yapılabilmektedir (Serigraf - CNC vd.) | Desired Marking can be done (Serigraf - CNC vd.)  |   |   |
| ● EN 81-20 EN 81-70  |   |   |   |







## Teknik Çizim Technical Drawing



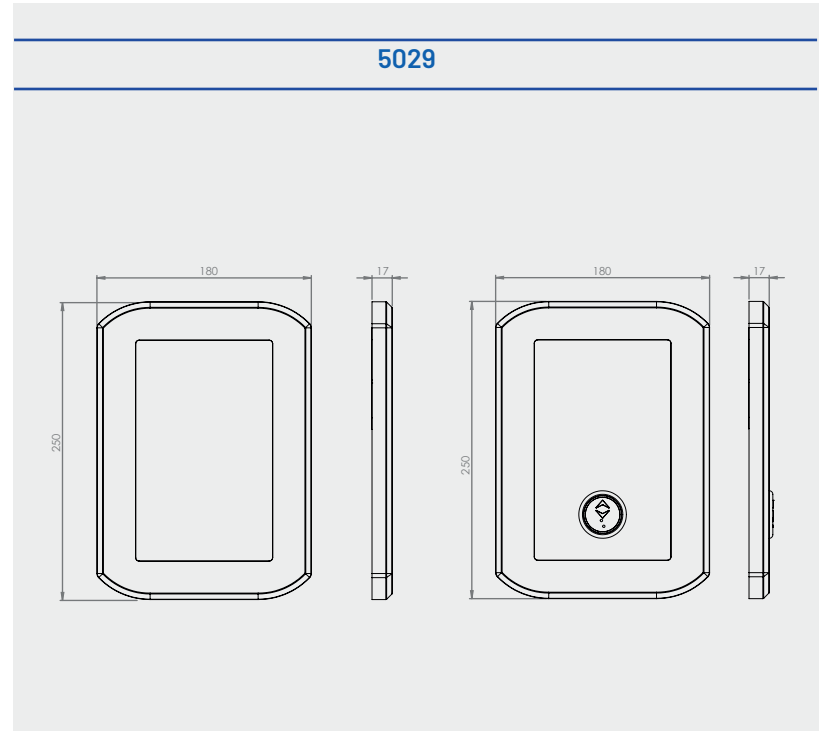
## KAT KASETİ LANDING OPERATING PANEL




## TEKNİK ÖZELLİKLER / TECHNICAL FEATURE

|  |   |   |   |
|--|---|---|---|
| ● Ön Panel <i>Front Panel</i>                                | Satine Paslanmaz<br>Pleksiglass   | Stainless Steel<br>Plexiglass   |   |
| ● Sinyalizasyon <i>Signalization</i>                         | 24V   |   |   |
| ● Aydınlatma <i>Illumination</i>                             | LED   |   |   |
| ● Ölçüler <i>Dimensions</i>                                  | 25 X 18 X 1.7 cm  |   |   |
| ● Montaj Şekli <i>Type of Mounting</i>                       | Sıva Üstü <i>Surface Mounted</i>  |   |   |
| ● LED rengi <i>Colour Of LED</i>                             |    |   |   |
| ● Ekran Seçenekleri <i>Display Options</i>                   | 7 SEGMENT   | DOT-MATRIX  | LCD   |
|  |    |  |  |
| ● Seri ve Paralel Tesisata Uygun                             | Suitable for Serial and Parallel Installation   |   |   |
| ● Çeşitli Paslanmaz Çelikli Alternatifleri Mevcut            | Various Stainless Steel Alternatives Available  |   |   |
| ● İstenilen Markalama yapılabilmektedir (Serigraf - CNC vd.) | Desired Marking can be done (Serigraf - CNC vd.)  |   |   |
| ● EN 81-20 EN 81-70  |   |   |   |







## Teknik Çizim Technical Drawing



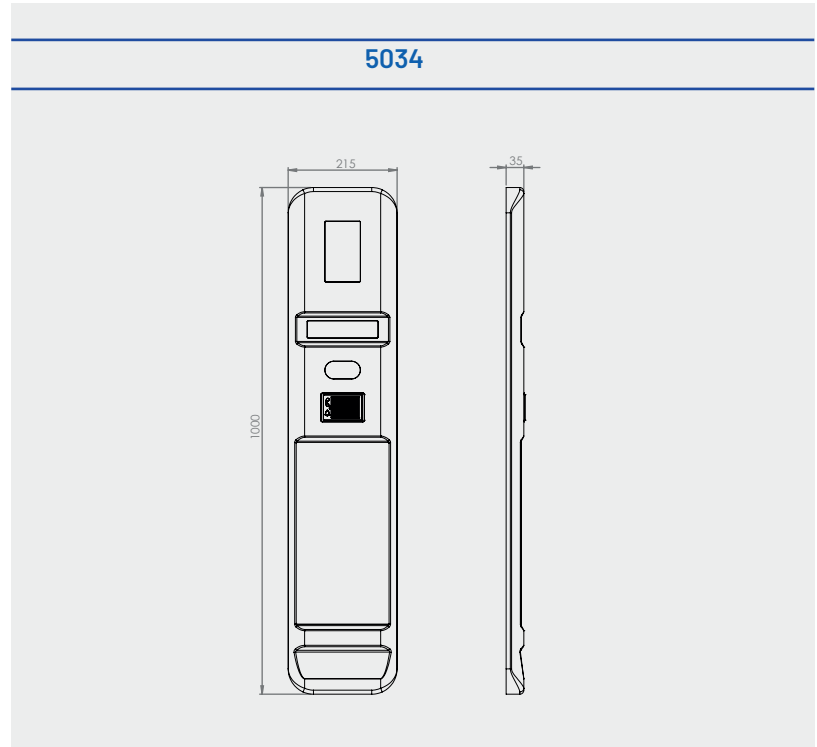
## KABİN KASETİ CAR OPERATING PANEL





## TEKNİK ÖZELLİKLER / TECHNICAL FEATURE

|  |   |   |   |
|--|---|---|---|
| ● Ön Panel <i>Front Panel</i>                          | Satine Paslanmaz<br>Pleksiglass   | Stainless Steel<br>Plexiglass   |   |
| ● Sinyalizasyon <i>Signalization</i>                   | 24V   |   |   |
| ● Aydınlatma <i>Illumination</i>                       | LED   |   |   |
| ● Ölçüler <i>Dimensions</i>                            | 100 X 21.5 X 3.5 cm   |   |   |
| ● Montaj Şekli <i>Type of Mounting</i>                 | Sıva Üstü <i>Surface Mounted</i>  |   |   |
| ● LED rengi <i>Colour Of LED</i>                       |    |   |   |
| ● Ekran Seçenekleri <i>Display Options</i>             | 7 SEGMENT   | DOT-MATRIX  | LCD   |
|  |    |  |  |
| ● Seri ve Paralel Tesisata Uygun                       | Suitable for Serial and Parallel Installation   |   |   |
| ● Çeşitli Paslanmaz Çelikli Alternatifleri Mevcut      | Various Stainless Steel Alternatives Available  |   |   |
| ● İstenilen Markalama yapılabilir (Serigraf - CNC vd.) | Desired Marking can be done (Serigraf - CNC vd.)  |   |   |
| ● EN 81-20 EN 81-70                                    |   |   |   |

## Teknik Çizim Technical Drawing



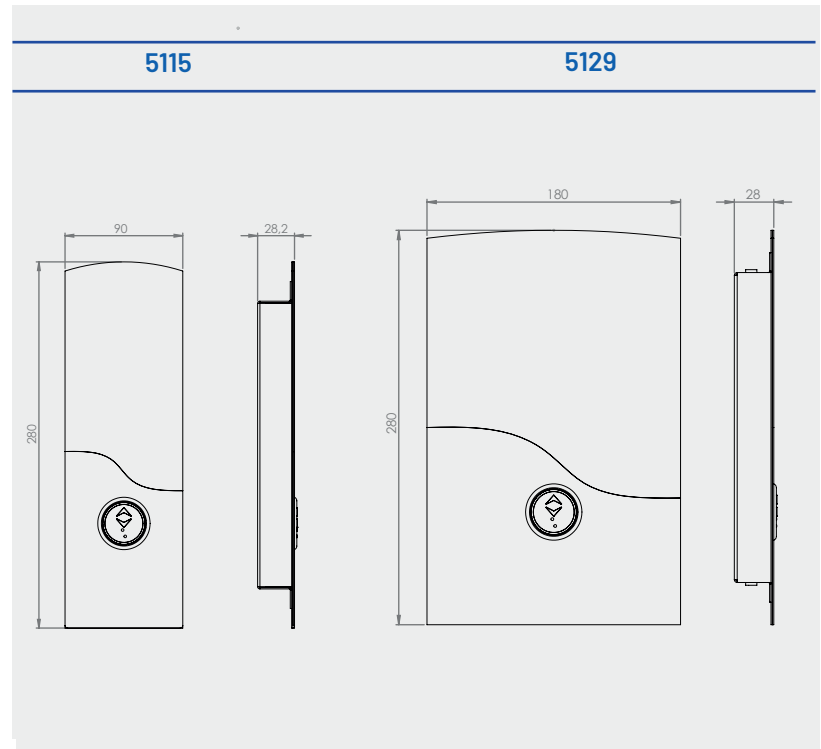
## KAT KASETİ LANDING OPERATING PANEL



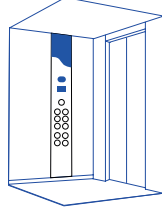

## TEKNİK ÖZELLİKLER / TECHNICAL FEATURE

|  |   |                                   |
|--|---|-----------------------------------|
| ● <b>Ön Panel</b> <i>Front Panel</i>                                 | <b>Satine Paslanmaz Pleksiglass</b>                     | <i>Stainless Steel Plexiglass</i> |
| ● <b>Sinyalizasyon</b> <i>Signalization</i>                          | <b>24V</b>  |                                   |
| ● <b>Aydınlatma</b> <i>Illumination</i>                              | <b>LED</b>  |                                   |
| ● <b>Ölçüler</b> <i>Dimensions</i>                                   | <b>28 X 9 X 0.2 cm</b>                                  | <b>28 X 18 X 0.2 cm</b>           |
| ● <b>Montaj Şekli</b> <i>Type of Mounting</i>                        | <b>Sıva Altı</b> <i>Flush Mounted</i>                   |                                   |
| ● <b>LED rengi</b> <i>Colour Of LED</i>                              |   |                                   |
| ● <b>Ekran Seçenekleri</b> <i>Display Options</i>                    | <b>7 SEGMENT</b>  | <b>DOT-MATRIX</b> <b>LCD</b>      |
|  |   |                                   |
|  |   |                                   |
| ● <b>Seri ve Paralel Tesisata Uygun</b>                              | <i>Suitable for Serial and Parallel Installation</i>    |                                   |
| ● <b>Çeşitli Paslanmaz Çelikli Alternatifleri Mevcut</b>             | <i>Various Stainless Steel Alternatives Available</i>   |                                   |
| ● <b>İstenilen Markalama yapılabilir</b> <i>(Serigraf - CNC vd.)</i> | <i>Desired Marking can be done (Serigraf - CNC vd.)</i> |                                   |
| ● <b>EN 81-20 EN 81-70</b>   |   |                                   |







## Teknik Çizim Technical Drawing



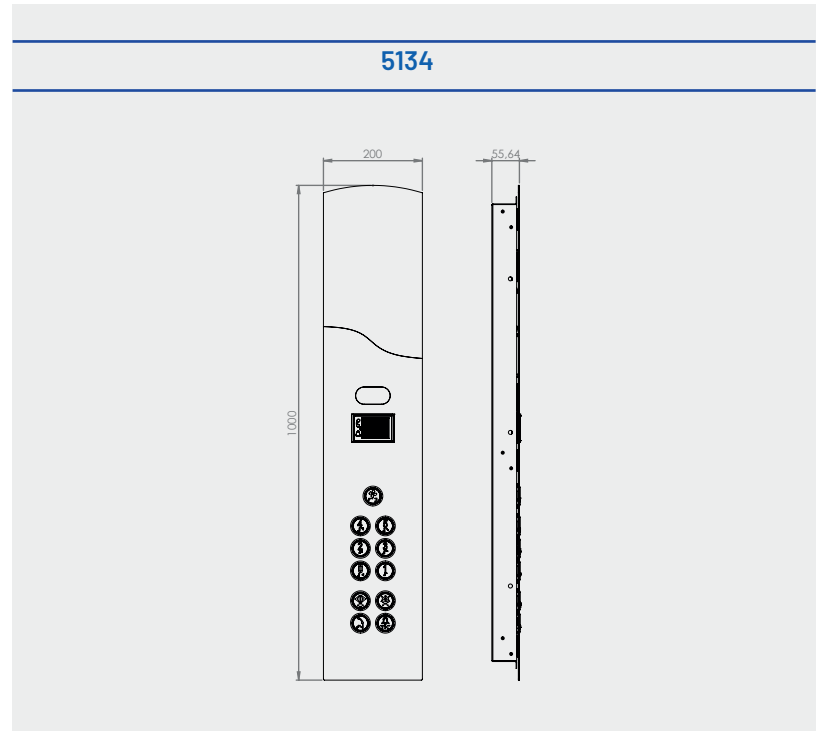
## KABİN KASETİ CAR OPERATING PANEL




## TEKNİK ÖZELLİKLER / TECHNICAL FEATURE

|  |   |   |   |
|--|---|---|---|
| ● Ön Panel <i>Front Panel</i>                          | Satine Paslanmaz<br>Pleksiglass   | Stainless Steel<br>Plexiglass   |   |
| ● Sinyalizasyon <i>Signalization</i>                   | 24V   |   |   |
| ● Aydınlatma <i>Illumination</i>                       | LED   |   |   |
| ● Ölçüler <i>Dimensions</i>                            | 100 X 20 X 0.2 cm   |   |   |
| ● Montaj Şekli <i>Type of Mounting</i>                 | Sıva Altı <i>Flush Mounted</i>  |   |   |
| ● LED rengi <i>Colour Of LED</i>                       |    |   |   |
| ● Ekran Seçenekleri <i>Display Options</i>             | 7 SEGMENT   | DOT-MATRIX  | LCD   |
|  |    |  |  |
| ● Seri ve Paralel Tesisata Uygun                       | Suitable for Serial and Parallel Installation   |   |   |
| ● Çeşitli Paslanmaz Çelikli Alternatifleri Mevcut      | Various Stainless Steel Alternatives Available  |   |   |
| ● İstenilen Markalama yapılabilir (Serigraf - CNC vd.) | Desired Marking can be done (Serigraf - CNC vd.)  |   |   |
| ● EN 81-20 EN 81-70                                    |   |   |   |







## Teknik Çizim Technical Drawing



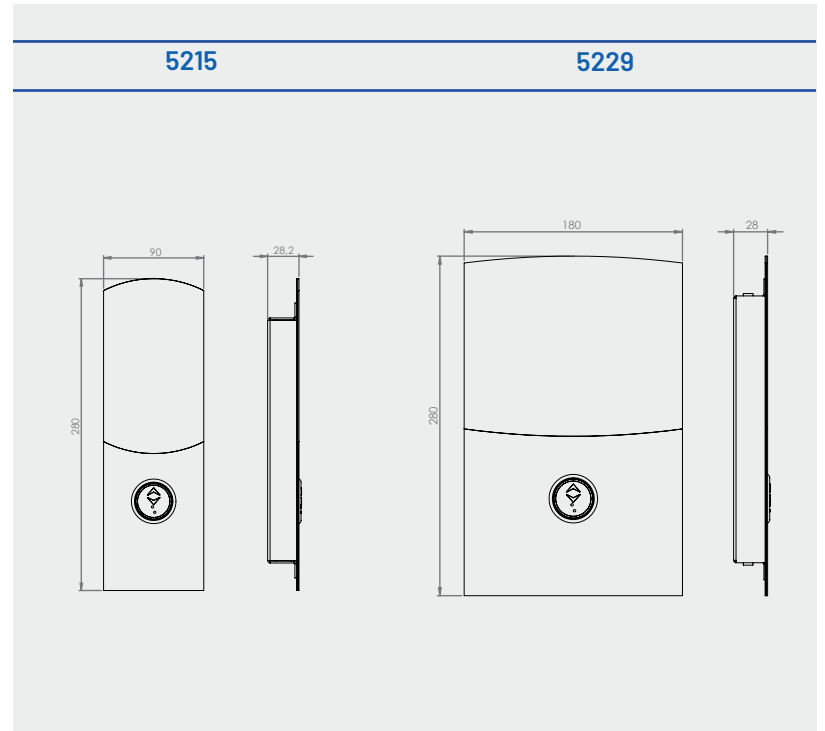
## KAT KASETİ LANDING OPERATING PANEL



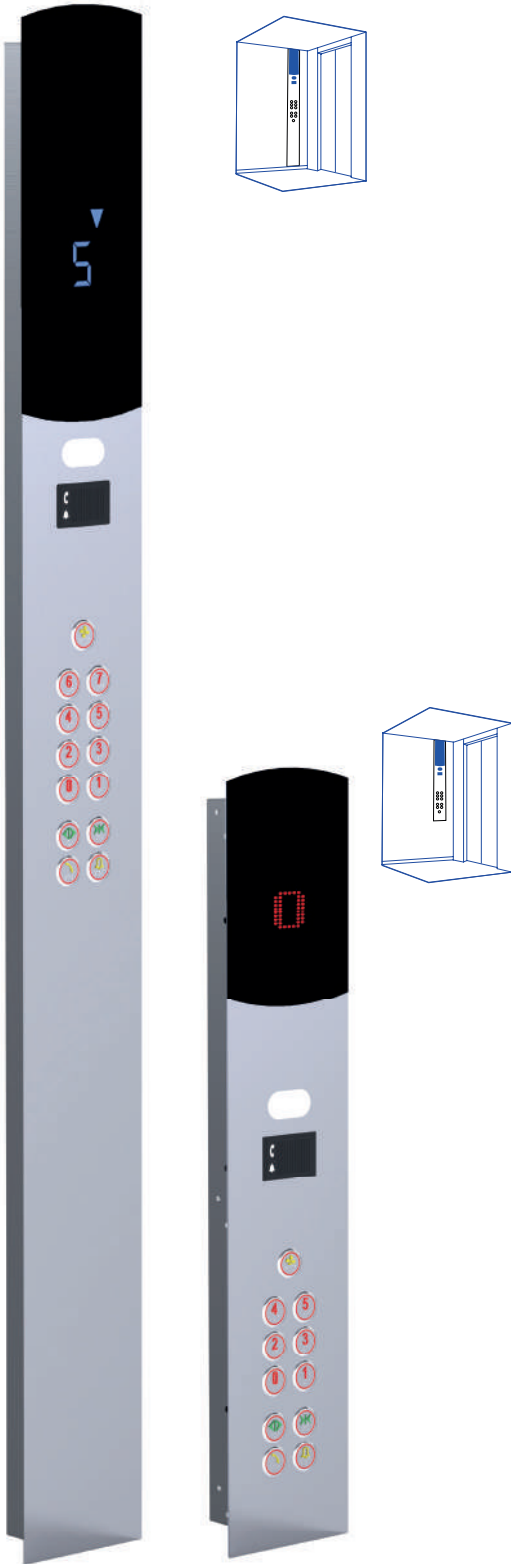
## TEKNİK ÖZELLİKLER / TECHNICAL FEATURE

|  |   |   |   |
|--|---|---|---|
| ● Ön Panel <i>Front Panel</i>                          | Satine Paslanmaz<br>Pleksiglass   | Stainless Steel<br>Plexiglass   |   |
| ● Sinyalizasyon <i>Signalization</i>                   | 24V   |   |   |
| ● Aydınlatma <i>Illumination</i>                       | LED   |   |   |
| ● Ölçüler <i>Dimensions</i>                            | 28 X 9 X 0.2 cm   | 28 X 18 X 0.2 cm  |   |
| ● Montaj Şekli <i>Type of Mounting</i>                 | Sıva Altı <i>Flush Mounted</i>  |   |   |
| ● LED rengi <i>Colour Of LED</i>                       |    |   |   |
| ● Ekran Seçenekleri <i>Display Options</i>             | 7 SEGMENT   | DOT-MATRIX  | LCD   |
|  |    |  |  |
| ● Seri ve Paralel Tesisata Uygun                       | Suitable for Serial and Parallel Installation   |   |   |
| ● Çeşitli Paslanmaz Çelikli Alternatifleri Mevcut      | Various Stainless Steel Alternatives Available  |   |   |
| ● İstenilen Markalama yapılabilir (Serigraf - CNC vd.) | Desired Marking can be done (Serigraf - CNC vd.)  |   |   |
| ● EN 81-20 EN 81-70                                    |   |   |   |







## Teknik Çizim Technical Drawing



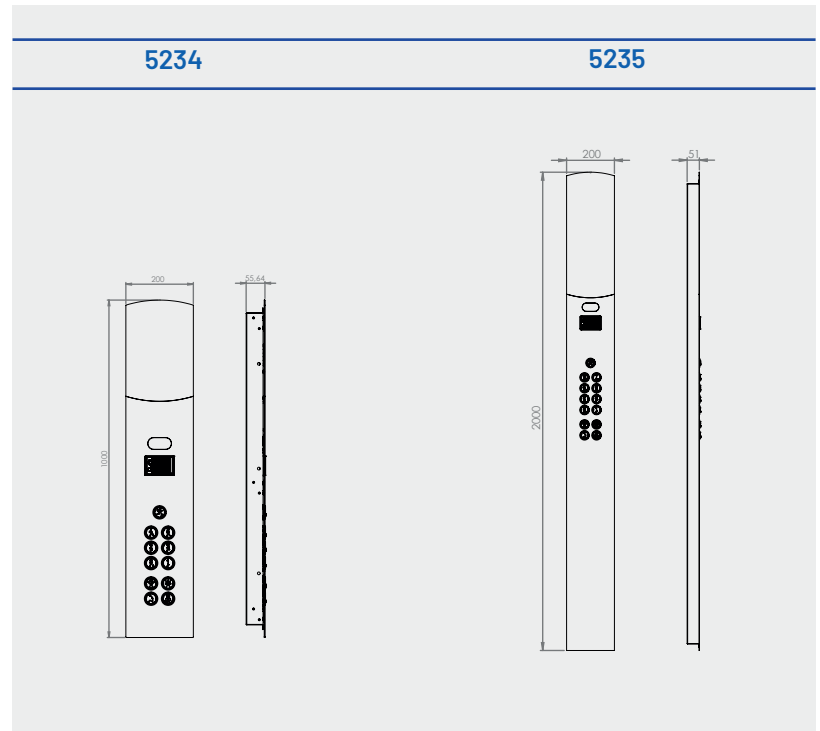
## KABİN KASETİ CAR OPERATING PANEL



## TEKNİK ÖZELLİKLER / TECHNICAL FEATURE

|  |   |   |   |
|--|---|---|---|
| ● Ön Panel <i>Front Panel</i>                          | Satine Paslanmaz<br>Pleksiglass   | Stainless Steel<br>Plexiglass   |   |
| ● Sinyalizasyon <i>Signalization</i>                   | 24V   |   |   |
| ● Aydınlatma <i>Illumination</i>                       | LED   |   |   |
| ● Ölçüler <i>Dimensions</i>                            | 200 X 20 X 0.2 cm   | 100 X 20 X 0.2 cm   |   |
| ● Montaj Şekli <i>Type of Mounting</i>                 | Sıva Altı <i>Flush Mounted</i>  |   |   |
| ● LED rengi <i>Colour Of LED</i>                       |    |   |   |
| ● Ekran Seçenekleri <i>Display Options</i>             | 7 SEGMENT   | DOT-MATRIX  | LCD   |
|  |    |  |  |
| ● Seri ve Paralel Tesisata Uygun                       | Suitable for Serial and Parallel Installation   |   |   |
| ● Çeşitli Paslanmaz Çelikli Alternatifleri Mevcut      | Various Stainless Steel Alternatives Available  |   |   |
| ● İstenilen Markalama yapılabilir (Serigraf - CNC vd.) | Desired Marking can be done (Serigraf - CNC vd.)  |   |   |
| ● EN 81-20 EN 81-70                                    |   |   |   |







## Teknik Çizim Technical Drawing




## KAT KASETİ LANDING OPERATING PANEL



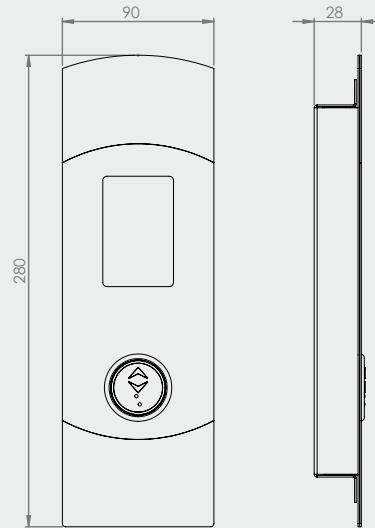
## TEKNİK ÖZELLİKLER / TECHNICAL FEATURE

|  |   |   |   |
|--|---|---|---|
| ● Ön Panel <i>Front Panel</i>                          | Satine Paslanmaz<br>Pleksiglass   | Stainless Steel<br>Plexiglass   |   |
| ● Sinyalizasyon <i>Signalization</i>                   | 24V   |   |   |
| ● Aydınlatma <i>Illumination</i>                       | LED   |   |   |
| ● Ölçüler <i>Dimensions</i>                            | 28 X 9 X 0.2 cm   |   |   |
| ● Montaj Şekli <i>Type of Mounting</i>                 | Sıva Altı <i>Flush Mounted</i>  |   |   |
| ● LED rengi <i>Colour Of LED</i>                       |    |   |   |
| ● Ekran Seçenekleri <i>Display Options</i>             | 7 SEGMENT   | DOT-MATRIX  | LCD   |
|  |    |  |  |
| ● Seri ve Paralel Tesisata Uygun                       | Suitable for Serial and Parallel Installation   |   |   |
| ● Çeşitli Paslanmaz Çelikli Alternatifleri Mevcut      | Various Stainless Steel Alternatives Available  |   |   |
| ● İstenilen Markalama yapılabilir (Serigraf - CNC vd.) | Desired Marking can be done (Serigraf - CNC vd.)  |   |   |
| ● EN 81-20 EN 81-70                                    |   |   |   |

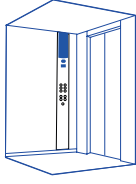
## Teknik Çizim Technical Drawing









5315



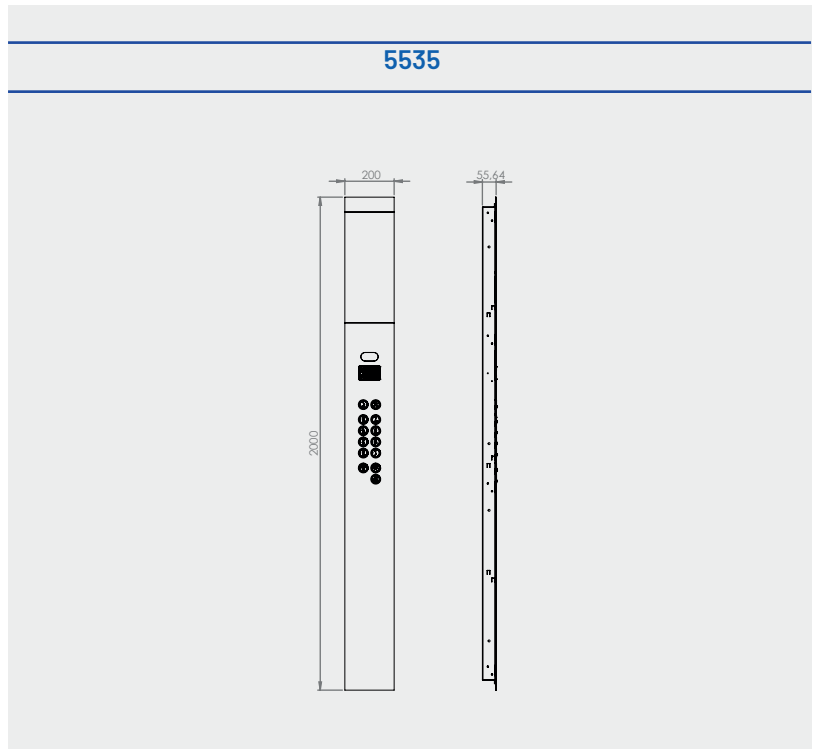
## KABİN KASETİ CAR OPERATING PANEL



## TEKNİK ÖZELLİKLER / TECHNICAL FEATURE

|  |   |   |   |
|--|---|---|---|
| ● Ön Panel <i>Front Panel</i>                                | Satine Paslanmaz<br>Pleksiglass   | Stainless Steel<br>Plexiglass   |   |
| ● Sinyalizasyon <i>Signalization</i>                         | 24V   |   |   |
| ● Aydınlatma <i>Illumination</i>                             | LED   |   |   |
| ● Ölçüler <i>Dimensions</i>                                  | 200 X 20 X 0.2 cm   |   |   |
| ● Montaj Şekli <i>Type of Mounting</i>                       | Sıva Altı <i>Flush Mounted</i>  |   |   |
| ● LED rengi <i>Colour Of LED</i>                             |    |   |   |
| ● Ekran Seçenekleri <i>Display Options</i>                   | 7 SEGMENT   | DOT-MATRIX  | LCD   |
|  |    |  |  |
| ● Seri ve Paralel Tesisata Uygun                             | Suitable for Serial and Parallel Installation   |   |   |
| ● Çeşitli Paslanmaz Çelikli Alternatifleri Mevcut            | Various Stainless Steel Alternatives Available  |   |   |
| ● İstenilen Markalama yapılabilmektedir (Serigraf - CNC vd.) | Desired Marking can be done (Serigraf - CNC vd.)  |   |   |
| ● EN 81-20 EN 81-70  |   |   |   |







## Teknik Çizim Technical Drawing



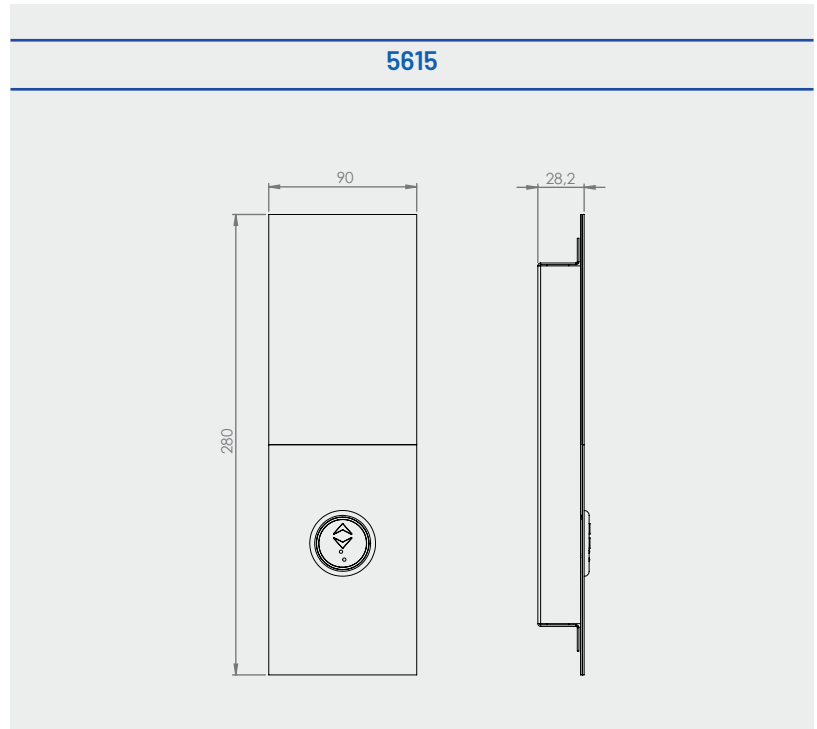

## KAT KASETİ LANDING OPERATING PANEL



## TEKNİK ÖZELLİKLER / TECHNICAL FEATURE

|  |   |   |   |
|--|---|---|---|
| ● Ön Panel <i>Front Panel</i>                          | Satine Paslanmaz<br>Pleksiglass   | Stainless Steel<br>Plexiglass   |   |
| ● Sinyalizasyon <i>Signalization</i>                   | 24V   |   |   |
| ● Aydınlatma <i>Illumination</i>                       | LED   |   |   |
| ● Ölçüler <i>Dimensions</i>                            | 28 X 9 X 0.2 cm   |   |   |
| ● Montaj Şekli <i>Type of Mounting</i>                 | Sıva Altı <i>Flush Mounted</i>  |   |   |
| ● LED rengi <i>Colour Of LED</i>                       |    |   |   |
| ● Ekran Seçenekleri <i>Display Options</i>             | 7 SEGMENT   | DOT-MATRIX  | LCD   |
|  |    |  |  |
| ● Seri ve Paralel Tesisata Uygun                       | Suitable for Serial and Parallel Installation   |   |   |
| ● Çeşitli Paslanmaz Çelikli Alternatifleri Mevcut      | Various Stainless Steel Alternatives Available  |   |   |
| ● İstenilen Markalama yapılabilir (Serigraf - CNC vd.) | Desired Marking can be done (Serigraf - CNC vd.)  |   |   |
| ● EN 81-20 EN 81-70                                    |   |   |   |

## Teknik Çizim Technical Drawing





**ADDING**  
VALUE TO  
YOUR PROJECTS

[www.ilerilift.com](http://www.ilerilift.com)

Üretim Tesisi

**ILERI, A.Ş.**

Tosb OSB 1.Cad 13. Sk. #5

Çayırova 41480 Kocaeli

Email: [ilerigroup@ilerigroup.com](mailto:ilerigroup@ilerigroup.com)

Tel: +90 262 648 6666

Fax: +90 262 658 9170

US Headquarters

**ILERI Group, Inc.**

2800 - 2900 Lively Blvd

Elk Grove Village IL 60007

Email: [info@ilerigroup.com](mailto:info@ilerigroup.com)

Phone: 847-592-3220

Fax: 847-430-4803

